

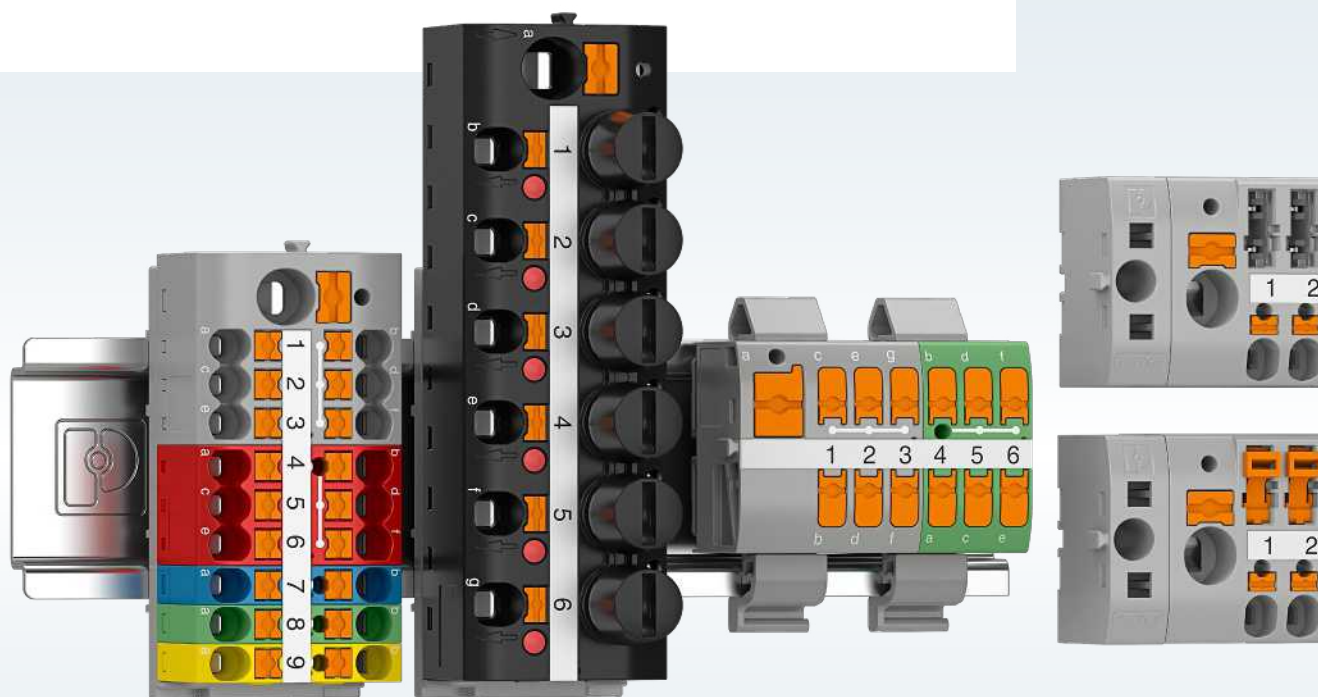


Distribution blocks

Distribution blocks and device terminal blocks

Distribution blocks and device terminal blocks

Distribution blocks and device terminal blocks feature a compact and modular design. The product families differ mainly in structure due to the intended installation locations. The device terminal blocks were primarily developed for the grid connection of electrical and electronic devices. The distribution blocks, on the other hand, were developed for potential distribution. However, they are also suitable for more complex tasks due to individual plates and function versions.



1 Distribution blocks


The ready-to-connect distribution and collection blocks are available in different cross-sections, numbers of connections, mounting types, and colors. They can be used immediately and can be extended as needed. The modular design and the integrated bridging support efficient and cost-effective load and control current distribution.

More information starting on page 12

2 Device terminal blocks

Compact device terminal blocks that can be mounted without rails are primarily used in grid connections for electrical and electronic devices and in small junction boxes. The device terminal blocks route the potentials next to each other and do not usually feature integrated bridging.

More information starting on page 24



Contents

Comparison of distribution blocks and device terminal blocks	4
--	---

Distribution blocks	10
PTFIX distribution blocks	12
PTFIX function distribution blocks	18
PTVFIX distribution blocks	20
PTVFIX multi-blocks	22

Device terminal blocks	24
------------------------	----

Comparison of distribution blocks and device terminal blocks

Distribution blocks

General

The FIX distribution block family consists of the PTFIX and PTVFIX product families. Both families contain distribution and collection blocks. The ready-to-connect blocks use maintenance-free Push-in direct-connection technology for easy conductor connection. With integrated bridging of the connection points, they enable quick and easy installation. The distribution blocks are available in different colors, enabling the color-coded assignment of conductors. Along with the additional marking material, this assignment ensures intuitive and safe installation. The PTFIX and PTVFIX distribution blocks can be mounted on the DIN rail using various mounting adapters or mounted directly on the mounting panel via the snap-on flange. Versions for adhesive mounting are also available. To allow you to quickly and easily check the distribution blocks, the individual blocks have at least one test point. This test point is suitable for all common test probes.

PTFIX distribution blocks

The PTFIX distribution blocks are available with 4, 6, 12, and 18 terminal points and as single modules with two terminal points. They are characterized by the convenient front connection. The blocks are also available in nominal cross-sections of 1.5, 2.5, 4, and 10 mm². The wider product portfolio for PTFIX blocks includes function distribution blocks.

PTFIX function versions


In addition to dedicated distribution and collection blocks, the PTFIX product family also includes function blocks. The function blocks are available in various disconnect and fuse versions. The blocks have a line contact and six distribution connections. The distribution connections accommodate connection cross-sections from 0.14 to 6 mm². The line contact can be installed with a conductor cross-section of 0.5 to 10 mm². The flexible mounting of the blocks with standardized mounting adapters is a familiar feature of PTFIX distribution blocks.

PTVFIX distribution blocks


The new PTVFIX blocks, comprising distribution and collection blocks, are available for the 2.5 mm² nominal cross-section. The PTVFIX blocks are equipped with 6, 12, and 18 connection points. Apart from the lateral conductor entry and the corresponding connection direction of the Push-in connection, there are no technical differences between these blocks and the proven PTFIX distribution blocks.

PTVFIX multi-blocks

The main difference of the PTVFIX multi-blocks is their bridging. While the other block versions have an integrated bridge, multi-blocks do not include an integrated bridge. This means that multi-blocks are the only blocks in the system that carry multiple potentials in just one block. The blocks are designed such that only two connection points are ever connected to one another. The multi-blocks are available with a cross-section of 2.5 mm² with 2, 4, 6, 8, or 10 connection points, which in turn means 2, 3, 4, or 5 potentials per block.



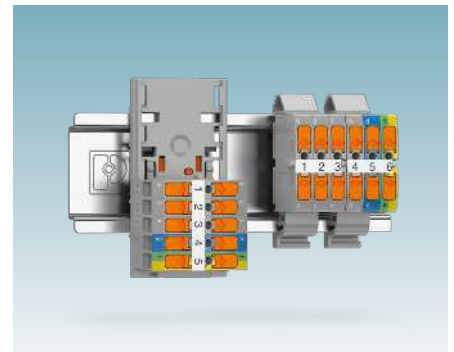
PTFIX distribution and collection blocks with front Push-in connection



Function distribution blocks with disconnect and fuse function



PTVFIX distribution and collection blocks with lateral Push-in connection



PTVFIX multi-blocks without integrated bridging


Device terminal blocks

The G and GE device terminal blocks feature the universal screw connection technology for connecting flexible and rigid conductors. The screw connection is maintenance-free due to the patented Reakdyn principle. In addition to the use of splicing protection in the form of ferrules, the screw connection also enables multi-conductor connections in just one terminal point.

In contrast to the FIX distribution blocks, the terminal points of the G device terminal blocks are not bridged with each other. The GE 10/2-BA BU block is the exception in the device terminal block range. The other device connection blocks thus carry individual potentials next to each other. Manual bridging is also not feasible here, as the blocks do not have special function shafts due to their compact design. This means that the blocks can only be bridged via the terminal points, which is why bridging does not provide much added value here.

The device terminal blocks are available in nominal cross-sections of 4, 10, and 35 mm². The 4 mm² cross-section has block versions with 2, 3, 4, 6, and 12 positions. While the 10 mm² cross-section only has 2, 3, 4, and 5 positions.

The device blocks can only be mounted via direct mounting, e.g., screwed onto the mounting panel. The individual blocks can be tested quickly and easily via the terminal screws.



GE and G device terminal blocks

Comparison of distribution blocks and device terminal blocks

Features	Distribution blocks			Device terminal blocks
	Distribution and collection blocks	Function distribution blocks	Multi-blocks	Device terminal blocks
Connection method	Push-in (frontal and vertical)	Push-in (frontal)	Push-in (vertical)	Screw connection
Integrated bridging	Yes		No	No (with the exception of the GE block)
Terminal points	2, 4, 6, 12, 18 // 7, 13, 19	7	2, 4, 6, 8, 10	4, 6, 8, 10, 12, 24
Number of positions	1		1, 2, 3, 4, 5	2, 3, 4, 5, 6, 12
Nominal cross-sections	1.5 mm ² , 2.5 mm ² , 4 mm ² , 10 mm ²	2.5 mm ²		4 mm ² , 10 mm ²
Color options	11 basic colors 3 special colors	Gray, blue	1 basic color	Gray, orange, blue
Mounting versions	Direct mounting via flange, crosswise and lengthwise DIN rail mounting, adhesive mounting	Direct mounting via flange, crosswise and lengthwise DIN rail mounting		Direct mounting via direct screw connection
Testing	Special test points			Via the terminal screws
Online configurator	Available			Not available

Connection technologies and testing options

Connection technology

FIX distribution blocks

PTFIX and PTVFIX distribution blocks feature a Push-in connection that enables direct conductor connection. This means that rigid conductors or conductors with ferrules can be inserted directly into the blocks without using any tools. The special spring profile enables the easy insertion of conductors with ferrules starting from 0.34 mm². The contact spring is opened automatically when the conductor is inserted. This provides the required pressure force against the current bar. The




Push-in connection

spring is opened by a push button, either to release conductors or to connect flexible conductors without a ferrule, starting from 0.14 mm².


Device terminal blocks

The device terminal blocks feature a maintenance-free screw connection. There is no need to retighten the terminal block screws. The screws are prevented from loosening by the Reakdyn principle, a screw locking mechanism developed and patented by Phoenix Contact. The conductors can



Lateral Push-in connection

be installed in the device terminal blocks without pretreatment. Splicing protection can also be implemented in the form of ferrules. A special characteristic of the screw clamping body is the multi-conductor connection, which is also often required. Very large conductor cross-sections can also be wired gas-tight and with long-term stability thanks to the high contact forces.



Screw connection of a G device terminal block

Testing options

FIX distribution blocks


The FIX blocks feature special test points, enabling tests to be performed as quickly and easily as possible. These load contacts make it very easy to test the blocks with the conductors inserted. All FIX blocks, except the function distribution blocks, are equipped with one load contact per potential. This means that distribution and collection blocks have one test point per block, while multi-blocks have one per two connection points. The function distribution blocks have one test point per connection. The reason for this is that the various distribution connections can be

separated and tested separately with the aid of the disconnect knives. The individual connections of the fuse block can also be measured separately.

To simplify the testing of the distribution blocks, the standardized test system has various colored test plugs with a diameter of 2.3 mm. The contact of the plug is split into four slightly bent contact pins. This causes the test plug to clamp into the test point and establish reliable contact with the current bar. In addition, the blocks can be tested directly with standardized 2.3 mm test probes.

Device terminal blocks

In contrast to the distribution blocks, the device terminal blocks do not have any test points. To measure the individual potentials, you can simply test the current paths with a measuring device via the terminal screws of the individual connection points.



Test points on a PTFIX block

Potential distribution and online configurator


Potential distribution

FIX distribution blocks

The distribution, collection, and function distribution blocks of the FIX family feature integrated bridging. All the distribution connections are connected to each other and to the line contact by means of this bridging. This reduces the wiring effort in the potential distribution and enables direct use. If you need more than one distribution block with 18 connection points, the blocks can be extended easily with the 2-position standard plug-in bridge from the CLIPLINE complete system. First, snap the blocks together by means of the tongue and groove connection. As soon as the blocks are connected, they can be extended very easily with a plug-in bridge across the outer connections. Unlike the other blocks, the PTVFIX multi-blocks do not have an integrated bridge. This means that these blocks can carry multiple potentials in just one block. An additional bridge is not useful here. We therefore recommend using distribution blocks.

Device terminal blocks

In contrast to the distribution blocks, the connection points of the device terminal blocks are not bridged with each other. The GE 10/2-BA BU block is the exception. Along with the fact that the plug-in bridges in the CLIPLINE complete system have a different pitch than the device terminal blocks, potential distribution with the device terminal blocks does not provide much added value here. As the blocks do not have special function shafts due to their compact design, the potentials can only be bridged via the connection points, which means that additional bridging, as with the multi-blocks, has no added value.



Potential extension of a PTFIX block using a plug-in bridge

Online configurator for the FIX distribution blocks

The PTFIX and PTVFIX distribution blocks offer countless possible combinations. Using the online configurator for distribution blocks, you can easily configure your individual distribution block solution via drag and drop with 3D visualization. The configurator guides you through the configuration process step by step, thus ensuring an error-free configuration. Configure your individual distribution block by choosing from fixed-position distribution blocks and collection blocks, as well as single modules. In just a few clicks, the configurator creates the desired product with the required colors and mounting type and with your specified printing.

Create your solution with the configurator – both the PTFIX and PTVFIX distribution blocks are available in 11 basic colors and three special colors. The distribution blocks are easy to create and quick to order. After completing the configuration, you are issued an individual solution ID. You can use this ID to call up, order, or modify your configuration at any time.



Configurator for the FIX distribution blocks

Mounting options

Mounting options for the FIX distribution blocks

The distribution blocks in the FIX families (PTFIX and PTVFIX) can be integrated into your solution in several ways using various mounting adapters and block versions.

Horizontal DIN rail mounting

The horizontal DIN rail adapters are available for NS 15 and NS 35 DIN rails. To mount, attach the corresponding adapter feet to the distribution block. The block can then be snapped onto the DIN rail very easily. We recommend using two snap-on feet per stand-alone block. You can reduce this number with solutions that combine several distribution blocks.

Vertical DIN rail mounting

The vertical DIN rail adapters can be mounted on NS 35 and NS 15 DIN rails. To mount, simply attach the distribution blocks to the adapter. The adapter is then snapped onto the DIN rail. When mounting, make sure that the side with the base latch is facing downwards. This prevents the blocks from sliding down.

Direct mounting with the adhesive versions

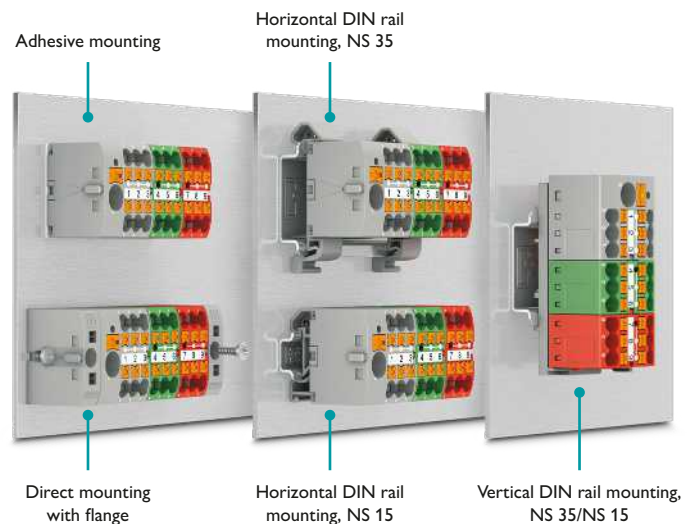
The distribution block versions for adhesive mounting feature an adhesive pad on the bottom of the block. To mount these blocks, simply remove the protective foil covering the adhesive. You can now easily attach the block to various surfaces.

When using this method, make sure that the blocks are always adhered to clean surfaces. It is not necessary to use a primer or roughen the surface beforehand. You will find detailed assembly notes and information regarding the adhesive in the Phoenix Contact online shop in the download area for the respective products.

Direct mounting with flange

Direct mounting with a mounting flange enables the distribution blocks to be installed even in space-critical applications. To mount, first snap the distribution blocks

onto the flange adapters. The flanges can be placed on either side and can therefore also be used in the middle of the FIX row. The flanges then just need to be secured with a screw at the chosen installation location.



Mounting options for the device terminal blocks

The G and GE device terminal blocks can only be mounted by means of direct mounting. The GE device terminal blocks have a lug at each end with an integrated hole. The blocks can be quickly and easily secured to the mounting panel using the appropriate screws. In contrast to the GE blocks, the G blocks do not have any lugs. The fixing holes for the G blocks are integrated into the block itself. Just like the GE blocks, the G blocks can be screwed directly into the mounting panel using the appropriate screws.



Fixing for a GE device terminal block

Color versions and marking


Marking of the FIX distribution blocks

The PTFIX distribution and collection blocks are available in 11 basic colors and three special colors. The PTVFIX distribution blocks, on the other hand, are initially available in only five basic colors. Other colors can be created in the online configurator. Nevertheless, the wide variety of colors in the product families enables you to create potential distributions that are very clear. For example, the various wire colors can be assigned to a corresponding color at a glance. The extra abbreviation at the end of the item designation denotes the color version of the individual distribution

blocks. The abbreviation for a gray item is GY here. The abbreviations stand for the English color designation. For an overview of the range of colors, the table below lists the various color versions and their abbreviations. In contrast to the distribution and collection blocks, the function distribution blocks are only available in gray and the fuse block is available in black. The basic colors of the function versions therefore clearly stand out. In addition to color coding, the blocks are also very easy to mark using self-adhesive marking material (TML or SK). For straight and neat marking,

the blocks have a flat marking groove specially designed for adhesive markings.

Colors		Abbreviation
Gray		GY
Blue		BU
Red		RD
Yellow		YE
Green		GN
Brown		BN
White		WH
Black		BK
Violet		VT
Pink		PK
Orange		OG
Blue/white		BUWH
Black/yellow		FE
Green/yellow		GNYE




Distribution block with marking and various colors

Marking of device terminal blocks

The device terminal blocks do not have separate color versions. However, for marking purposes, the GE blocks have a deep marking groove, similar to that of terminal blocks. This means that standardized CLIPLINE complete marking accessories can be attached, thereby ensuring large-surface marking. As with the FIX blocks, various adhesive markings are available for marking the G blocks. The portfolio also includes warning labels and terminal markers.

The terminal markers can be attached easily to the device terminal blocks and highlight the identification marking perfectly.



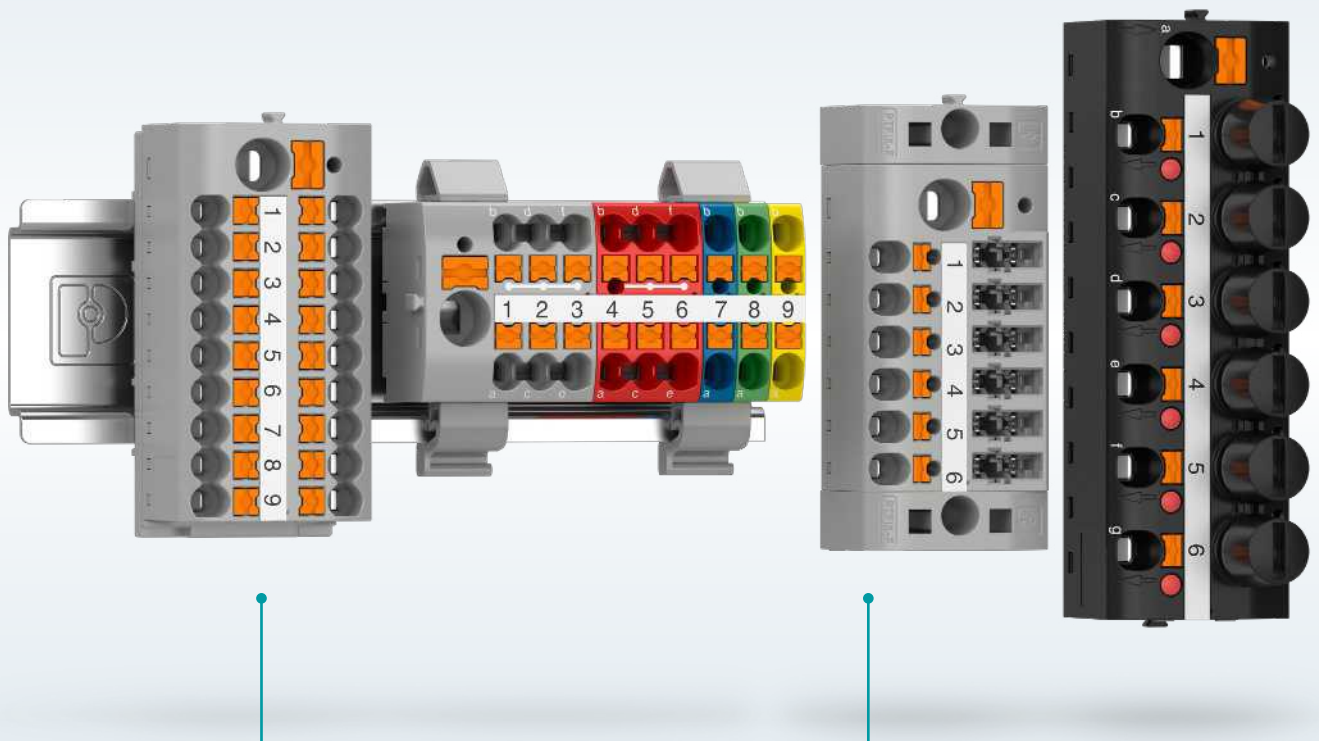
GE and G device terminal blocks

Distribution blocks

1

The main difference between the PTVFIX and PTFIX distribution blocks is the direction of the Push-in connection. The PTVFIX blocks have a vertical (lateral) conductor connection, while the PTFIX family is wired with a front Push-in connection.

The blocks also differ with regard to the size of the product range. The established portfolio for PTFIX has been extended over the years, which is why the more recently introduced product range for PTVFIX seems small in comparison at present.




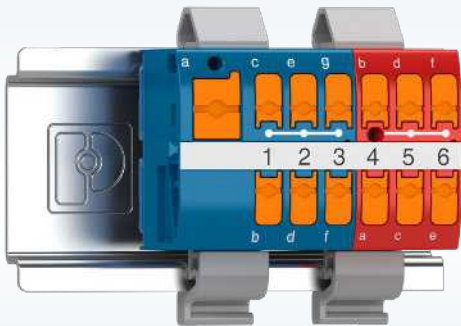
PTFIX distribution blocks

The distribution blocks are characterized by the internal bridging and the frontal Push-in connection. The distribution blocks are also very compact and can be combined in a flexible and modular way.

PTFIX function distribution blocks

Like the distribution blocks, the function distribution blocks have internal bridging and a frontal Push-in connection. The difference lies in the additional function.

Features	PTFIX distribution blocks	Function distribution blocks	PTVFIX distribution blocks	Multi-blocks
Connection method	Push-in (frontal)	Push-in (frontal)	Push-in (vertical)	Push-in (vertical)
Integrated bridging	Yes	Yes	Yes	No
Terminal points	2, 4, 6, 12, 18 // 7, 13, 19	7	2, 6, 12, 18 // 7, 13, 19	2, 4, 6, 8, 10
Number of positions	1	1	1	1, 2, 3, 4, 5
Nominal cross-sections	1.5 mm ² , 2.5 mm ² , 4 mm ² , 10 mm ²	2.5 mm ²	2.5 mm ²	2.5 mm ²
Color options	11 basic colors, 3 special colors	Gray, blue	11 basic colors, 3 special colors	Gray and special color
Mounting versions	Direct mounting via flange, lengthwise and crosswise DIN rail mounting, adhesive mounting	Direct mounting via flange, lengthwise and crosswise DIN rail mounting	Direct mounting via flange, lengthwise and crosswise DIN rail mounting, adhesive mounting	Direct mounting via flange, lengthwise and crosswise DIN rail mounting
Online configurator	Available			



PTVFIX distribution blocks

The distribution blocks are characterized by the internal bridging and the lateral Push-in connection. The distribution blocks are also very compact and can be combined in a flexible and modular way.

PTVFIX multi-blocks

The multi-blocks are the only blocks without internal bridging, which means that they can carry multiple potentials in just one block. The blocks have a lateral Push-in connection.

Distribution blocks

PTFIX distribution blocks

The PTFIX distribution blocks comprise the largest distribution block portfolio of Phoenix Contact. The blocks are characterized by the simple Push-in direct-connection technology and the FIX factor (PTFIX). The FIX factor implies simple alignment, integrated bridging, and fast setup with the wide range of mounting options for the distribution block system. The FIX factor therefore stands for quick and easy mounting and installation.

PTFIX – Unpack. Connect. Done.



Your advantages

- ✓ Fast installation with ready-to-connect blocks
- ✓ Significant space savings with the minimal size
- ✓ Flexible mounting options
- ✓ Intuitive installation, thanks to the wide range of colors
- ✓ Standardized accessories – CLIPLINE complete

Color versions

In the following product tables, the reference articles listed are the standard gray color version. You will find the color versions of the individual blocks in our online shop or in the online configurator.






Product overview for PTFIX (gray item versions)


1






2

Distribution blocks






1.5 mm ² distribution and collection blocks				Connection versions		
	Mounting: Base block			Number	Type	Item no.
	Type	Item no.	PTFIX 6X1,5 GY 3002757	2 4 12 18	PTFIX 2X1,5 GY PTFIX 4X1,5 GY PTFIX 12X1,5 GY PTFIX 18X1,5 GY	1045923 1046608 3002758 3002760
	Number of connections	6				
	Current / voltage	17.5 A / 450 V				
	Cross-section range / AWG	0.14 mm ² ... 1.5 mm ² / 24 ... 14				
	Mounting: Adhesive version			Number	Type	Item no.
	Type	Item no.	PTFIX 6X1,5-G GY 3002798	12 18	PTFIX 12X1,5-G GY PTFIX 18X1,5-G GY	3002799 3002804
	Number of connections	6				
	Current / voltage	17.5 A / 450 V				
	Cross-section range / AWG	0.14 mm ² ... 1.5 mm ² / 24 ... 14				
	Mounting: NS 15 DIN rail, lengthwise			Number	Type	Item no.
	Type	Item no.	PTFIX 6X1,5-NS15A GY 3002910	12 18	PTFIX 12X1,5-NS15A GY PTFIX 18X1,5-NS15A GY	3002914 3002917
	Number of connections	6				
	Current / voltage	17.5 A / 500 V				
	Cross-section range / AWG	0.14 mm ² ... 1.5 mm ² / 24 ... 14				
	Mounting: NS 35 DIN rail, crosswise			Number	Type	Item no.
	Type	Item no.	PTFIX 18X1,5-NS35 GY 1046949	-	-	-
	Number of connections	18				
	Current / voltage	17.5 A / 500 V				
	Cross-section range / AWG	0.14 mm ² ... 1.5 mm ² / 20 ... 14				
	Mounting: Base block			Number	Type	Item no.
	Type	Item no.	PTFIX 4/6X1,5 GY 1047466	13 19	PTFIX 4/12X1,5 GY PTFIX 4/18X1,5 GY	1046961 1047418
	Number of connections	7				
	Current / voltage	17.5 A / 450 V				
	Cross-section range / AWG	0.14 mm ² ... 1.5 mm ² / 26 ... 14				
Line contact: Cross-section range / AWG	0.2 mm ² ... 4 mm ² / 24 ... 10					
	Mounting: Adhesive version			Number	Type	Item no.
	Type	Item no.	PTFIX 4/6X1,5-G GY 1047478	13 19	PTFIX 4/12X1,5-G GY PTFIX 4/18X1,5-G GY	1046973 1047430
	Number of connections	7				
	Current / voltage	17.5 A / 450 V				
	Cross-section range / AWG	0.14 mm ² ... 1.5 mm ² / 26 ... 14				
Line contact: Cross-section range / AWG	0.2 mm ² ... 4 mm ² / 24 ... 10					
	Mounting: NS 15 DIN rail, lengthwise			Number	Type	Item no.
	Type	Item no.	PTFIX 4/6X1,5-NS15A GY 1047490	13 19	PTFIX 4/12X1,5-NS15A GY PTFIX 4/18X1,5-NS15A GY	1046985 1047442
	Number of connections	7				
	Current / voltage	17.5 A / 500 V				
	Cross-section range / AWG	0.14 mm ² ... 1.5 mm ² / 26 ... 14				
Line contact: Cross-section range / AWG	0.2 mm ² ... 4 mm ² / 24 ... 10					


Product overview for PTFIX (gray item versions)

1.5 mm ² distribution and collection blocks				Connection versions		
	Mounting: NS 35 DIN rail, crosswise			Number	Type	Item no.
	Type	Item no.	PTFIX 4/18X1,5-NS35 GY 1047454	-	-	-
	Number of connections	19				
	Current / voltage	17.5 A / 500 V				
	Cross-section range / AWG	0.14 mm ² ... 1.5 mm ² / 26 ... 14				
	Line contact: Cross-section range / AWG	0.2 mm ² ... 4 mm ² / 24 ... 10				

2.5 mm ² distribution and collection blocks				Connection versions		
	Mounting: Base block			Number	Type	Item no.
	Type	Item no.	PTFIX 6X2,5 GY 3273264	2 12 18	PTFIX 2X2,5 GY PTFIX 12X2,5 GY PTFIX 18X2,5 GY	1028067 3273286 3273308
	Number of connections	6				
	Current / voltage	24 A / 450 V				
	Cross-section range / AWG	0.14 mm ² ... 2.5 mm ² / 26 ... 12				
	Mounting: Adhesive version			Number	Type	Item no.
	Type	Item no.	PTFIX 6X2,5-G GY 3273395	12 18	PTFIX 12X2,5-G GY PTFIX 18X2,5-G GY	3273416 3273438
	Number of connections	6				
	Current / voltage	24 A / 450 V				
	Cross-section range / AWG	0.14 mm ² ... 2.5 mm ² / 26 ... 12				
	Mounting: NS 15 DIN rail, lengthwise			Number	Type	Item no.
	Type	Item no.	PTFIX 6X2,5-NS15A GY 3274100	12 18	PTFIX 12X2,5-NS15A GY PTFIX 18X2,5-NS15A GY	3274122 3274144
	Number of connections	6				
	Current / voltage	24 A / 690 V				
	Cross-section range / AWG	0.14 mm ² ... 2.5 mm ² / 26 ... 14				
	Mounting: NS 35 DIN rail, crosswise			Number	Type	Item no.
	Type	Item no.	PTFIX 6X2,5-NS35 GY 3273000	12 18	PTFIX 12X2,5-NS35 GY PTFIX 18X2,5-NS35 GY	3273022 3273044
	Number of connections	6				
	Current / voltage	24 A / 690 V				
	Cross-section range / AWG	0.14 mm ² ... 2.5 mm ² / 26 ... 14				
	Mounting: NS 35 DIN rail, lengthwise			Number	Type	Item no.
	Type	Item no.	PTFIX 6X2,5-NS35A GY 3273132	12 18	PTFIX 12X2,5-NS35A GY PTFIX 18X2,5-NS35A GY	3273154 3273176
	Number of connections	6				
	Current / voltage	24 A / 690 V				
	Cross-section range / AWG	0.14 mm ² ... 2.5 mm ² / 26 ... 14				

Product overview for PTFIX (gray item versions)





2.5 mm ² distribution and collection blocks				Connection versions		
	Mounting: Base block			Number	Type	Item no.
	Type	Item no.	PTFIX 6/6X2,5 GY 3273330	13 19	PTFIX 6/12X2,5 GY PTFIX 6/18X2,5 GY	3273352 3273374
	Number of connections	7				
	Current / voltage	41 A / 450 V				
	Cross-section range / AWG	0.5 mm ² ... 10 mm ² / 20 ... 10				
	Line contact: Cross-section range / AWG	0.5 mm ² ... 10 mm ² / 20 ... 10				
	Mounting: Adhesive version			Number	Type	Item no.
	Type	Item no.	PTFIX 6/6X2,5-G GY 3273460	13 19	PTFIX 6/12X2,5-G GY PTFIX 6/18X2,5-G GY	3273482 3273504
	Number of connections	7				
	Current / voltage	41 A / 450 V				
	Cross-section range / AWG	0.5 mm ² ... 10 mm ² / 20 ... 10				
	Line contact: Cross-section range / AWG	0.5 mm ² ... 10 mm ² / 20 ... 10				
	Mounting: NS 15 DIN rail, lengthwise			Number	Type	Item no.
	Type	Item no.	PTFIX 6/6X2,5-NS15A GY 3274166	13 19	PTFIX 6/12X2,5-NS15A GY PTFIX 6/18X2,5-NS15A GY	3274188 3274210
	Number of connections	7				
	Current / voltage	41 A / 690 V				
	Cross-section range / AWG	0.5 mm ² ... 10 mm ² / 20 ... 10				
	Line contact: Cross-section range / AWG	0.5 mm ² ... 10 mm ² / 20 ... 10				
	Mounting: NS 35 DIN rail, crosswise			Number	Type	Item no.
	Type	Item no.	PTFIX 6/6X2,5-NS35 GY 3273066	13 19	PTFIX 6/12X2,5-NS35 GY PTFIX 6/18X2,5-NS35 GY	3273088 3273110
	Number of connections	7				
	Current / voltage	41 A / 690 V				
	Cross-section range / AWG	0.5 mm ² ... 10 mm ² / 20 ... 10				
	Line contact: Cross-section range / AWG	0.5 mm ² ... 10 mm ² / 20 ... 10				
	Mounting: NS 35 DIN rail, lengthwise			Number	Type	Item no.
	Type	Item no.	PTFIX 6/6X2,5-NS35A GY 3273198	13 19	PTFIX 6/12X2,5-NS35A GY PTFIX 6/18X2,5-NS35A GY	3273220 3273242
	Number of connections	7				
	Current / voltage	41 A / 690 V				
	Cross-section range / AWG	0.5 mm ² ... 10 mm ² / 20 ... 10				
	Line contact: Cross-section range / AWG	0.5 mm ² ... 10 mm ² / 20 ... 10				

4 mm ² distribution and collection blocks				Connection versions		
	Mounting: Base block			Number	Type	Item no.
	Type	Item no.	PTFIX 6X4 GY 3273790	2 12 18	PTFIX 2X4 GY PTFIX 12X4 GY PTFIX 18X4 GY	1028360 3273812 3273834
	Number of connections	6				
	Current / voltage	32 A / 450 V				
	Cross-section range / AWG	0.2 mm ² ... 4 mm ² / 24 ... 12				

Product overview for PTFIX (gray item versions)

4 mm ² distribution and collection blocks				Connection versions		
	Mounting: Adhesive version			Number	Type	Item no.
	Type	Item no.	PTFIX 6X4-G GY 3273922	12 18	PTFIX 12X4-G GY PTFIX 18X4-G GY	3273944 3273966
	Number of connections	6				
	Current / voltage	32 A / 450 V				
	Cross-section range / AWG	0.2 mm ² ... 4 mm ² / 24 ... 12				
	Mounting: NS 35 DIN rail, crosswise			Number	Type	Item no.
	Type	Item no.	PTFIX 6X4-NS35 GY 3273526	6 18	PTFIX 12X4-NS35 GY PTFIX 18X4-NS35 GY	3273548 3273570
	Number of connections	6				
	Current / voltage	32 A / 800 V				
	Cross-section range / AWG	0.2 mm ² ... 4 mm ² / 24 ... 12				
	Mounting: NS 35 DIN rail, lengthwise			Number	Type	Item no.
	Type	Item no.	PTFIX 6X4-NS35A GY 3273658	12 18	PTFIX 12X4-NS35A GY PTFIX 18X4-NS35A GY	3273680 3273702
	Number of connections	6				
	Current / voltage	32 A / 800 V				
	Cross-section range / AWG	0.2 mm ² ... 4 mm ² / 24 ... 12				
	Mounting: Base block			Number	Type	Item no.
	Type	Item no.	PTFIX 10/6X4 GY 3273856	13 19	PTFIX 10/12X4 GY PTFIX 10/18X4 GY	3273878 3273900
	Number of connections	7				
	Current / voltage	41 A / 450 V				
	Cross-section range / AWG	0.2 mm ² ... 4 mm ² / 24 ... 12				
	Line contact: Cross-section range / AWG	0.5 mm ² ... 10 mm ² / 20 ... 8				
	Mounting: Adhesive version			Number	Type	Item no.
	Type	Item no.	PTFIX 10/6X4-G GY 3273988	13 19	PTFIX 10/12X4-G GY PTFIX 10/18X4-G GY	3274010 3274032
	Number of connections	7				
	Current / voltage	57 A / 450 V				
	Cross-section range / AWG	0.5 mm ² ... 10 mm ² / 20 ... 8				
	Line contact: Cross-section range / AWG	0.5 mm ² ... 10 mm ² / 20 ... 8				
	Mounting: NS 35 DIN rail, crosswise			Number	Type	Item no.
	Type	Item no.	PTFIX 10/6X4-NS35 GY 3273592	13 19	PTFIX 10/12X4-NS35 GY PTFIX 10/18X4-NS35 GY	3273614 3273636
	Number of connections	7				
	Current / voltage	57 A / 800 V				
	Cross-section range / AWG	0.5 mm ² ... 10 mm ² / 20 ... 8				
	Line contact: Cross-section range / AWG	0.5 mm ² ... 10 mm ² / 20 ... 8				
	Mounting: NS 35 DIN rail, lengthwise			Number	Type	Item no.
	Type	Item no.	PTFIX 10/6X4-NS35A GY 3273724	13 19	PTFIX 10/12X4-NS35A GY PTFIX 10/18X4-NS35A GY	3273746 3273768
	Number of connections	7				
	Current / voltage	57 A / 800 V				
	Cross-section range / AWG	0.5 mm ² ... 10 mm ² / 20 ... 8				
	Line contact: Cross-section range / AWG	0.5 mm ² ... 10 mm ² / 20 ... 8				


Product overview for PTFIX (gray item versions)

10 mm ² distribution and collection blocks				Connection versions		
	Mounting: Base block			Number	Type	Item no.
	Type	Item no.	PTFIX 6X10/S GY 1082387	-	-	-
	Number of connections	6				
	Current / voltage	57 A / 450 V				
	Cross-section range / AWG	0.5 mm ² ... 10 mm ² / 20 ... 8				
	Mounting: Adhesive version			Number	Type	Item no.
	Type	Item no.	PTFIX 6X10/S-G GY 1082492	-	-	-
	Number of connections	6				
	Current / voltage	57 A / 450 V				
	Cross-section range / AWG	0.5 mm ² ... 10 mm ² / 20 ... 8				
	Mounting: NS 35 DIN rail, crosswise			Number	Type	Item no.
	Type	Item no.	PTFIX 6X10/S-NS35 GY 1082403	-	-	-
	Number of connections	6				
	Current / voltage	57 A / 800 V				
	Cross-section range / AWG	0.5 mm ² ... 10 mm ² / 20 ... 8				
	Mounting: NS 35 DIN rail, lengthwise			Number	Type	Item no.
	Type	Item no.	PTFIX 6X10/S-NS35A GY 1082479	-	-	-
	Number of connections	6				
	Current / voltage	57 A / 800 V				
	Cross-section range / AWG	0.5 mm ² ... 10 mm ² / 20 ... 8				

Distribution blocks

PTFIX function distribution blocks

The PTFIX function distribution blocks are available in various disconnection versions and as fuse blocks. The distribution blocks are available with seven connection points and a nominal cross-section of 2.5 mm². In addition, the line contact can be installed with a conductor cross-section of 0.5 to 10 mm². Just like the distribution blocks, these blocks feature flexible mounting with standardized mounting adapters.



Your advantages

- ✓ Fast installation with ready-to-connect blocks
- ✓ Easy integration of function elements
- ✓ Significant space savings with the minimal size
- ✓ Flexible mounting options
- ✓ Standardized accessories – CLIPLINE complete

PTFIX-function distribution blocks

The PTFIX function distribution blocks are the first distribution blocks with integrated function. The blocks enable you to easily implement isolating plugs, component connectors, fuse plugs, or micro fuses. You will find the accessories for the individual blocks in our online shop under the relevant item.

Disconnect base block

The TG version is a disconnect base block. This block enables the easy use of isolating plugs, fuse plugs, and component connectors. Switching locks and feed-through connectors can also be integrated.

The TG disconnect base block is therefore a very flexible function block.

Knife-disconnect block





The MT version features knife disconnection to easily separate the signal paths. The knife disconnection mechanism can be opened very easily using a screwdriver.

Lever-type knife-disconnect block

The MTL version features a lever-type disconnect knife. The handling differs from the MT version. The blocks require more space above the block, but can be opened tool-free.

Fuse block

The fuse block provides straightforward protection for the signal paths through the integration of simple micro fuses.

2.5 mm ² PTFIX function distribution blocks					Connection versions		
	Mounting: Base block			new	Number	Type	Item no.
	Type	Item no.	PTFIX 6/6X2,5-TG	1130751	-	-	-
	Number of connections	7					
	Current / voltage	20 A / 400 V					
	Cross-section range / AWG	0.14 mm ² ... 2.5 mm ² / 26 ... 14					
	Line contact: Cross-section range / AWG	0.5 mm ² ... 10 mm ² / 20 ... 8					
Mounting: Base block			new	Number			
	Type	Item no.	PTFIX 6/6X2,5-MT	1130757	-	PTFIX 6/6X2,5-MT BU	1487214
	Number of connections	7					
	Current / voltage	20 A / 400 V					
	Cross-section range / AWG	0.14 mm ² ... 2.5 mm ² / 26 ... 14					
	Line contact: Cross-section range / AWG	0.5 mm ² ... 10 mm ² / 20 ... 8					
	Mounting: Base block			new			
	Type	Item no.	PTFIX 6/6X2,5-MTL	1130760	-	PTFIX 6/6X2,5-MTL BU	1487215
	Number of connections	7					
	Current / voltage	20 A / 400 V					
	Cross-section range / AWG	0.14 mm ² ... 2.5 mm ² / 26 ... 14					
	Line contact: Cross-section range / AWG	0.5 mm ² ... 10 mm ² / 20 ... 8					
	Mounting: Base block			new			
	Type	Item no.	PTFIX 10/6X4-SI (5X20)	1172135	-	-	-
	Number of connections	7					
	Current / voltage	6.3 A / 250 V					
	Cross-section range / AWG	0.2 mm ² ... 4 mm ² / 24 ... 12					
	Line contact: Cross-section range / AWG	0.5 mm ² ... 10 mm ² / 20 ... 8					

Distribution blocks

PTVFIX distribution blocks

The PTVFIX distribution blocks are the latest distribution blocks in Phoenix Contact's portfolio. Just like the PTFIX blocks, these blocks feature simple Push-in direct-connection technology and the FIX factor (PTVFIX). What differentiates them from the PTFIX distribution blocks is the lateral conductor entry.

PTVFIX – Unpack. Connect. Done.



Your advantages







- ✓ Fast installation with ready-to-connect blocks
- ✓ Lateral conductor routing without bending radii
- ✓ Significant space savings with the minimal size
- ✓ Flexible mounting options
- ✓ Standardized accessories – CLIPLINE complete

Color versions

In the following product tables, the reference articles listed are the standard gray color version. You will find the color versions of the individual blocks in our online shop or in the online configurator.



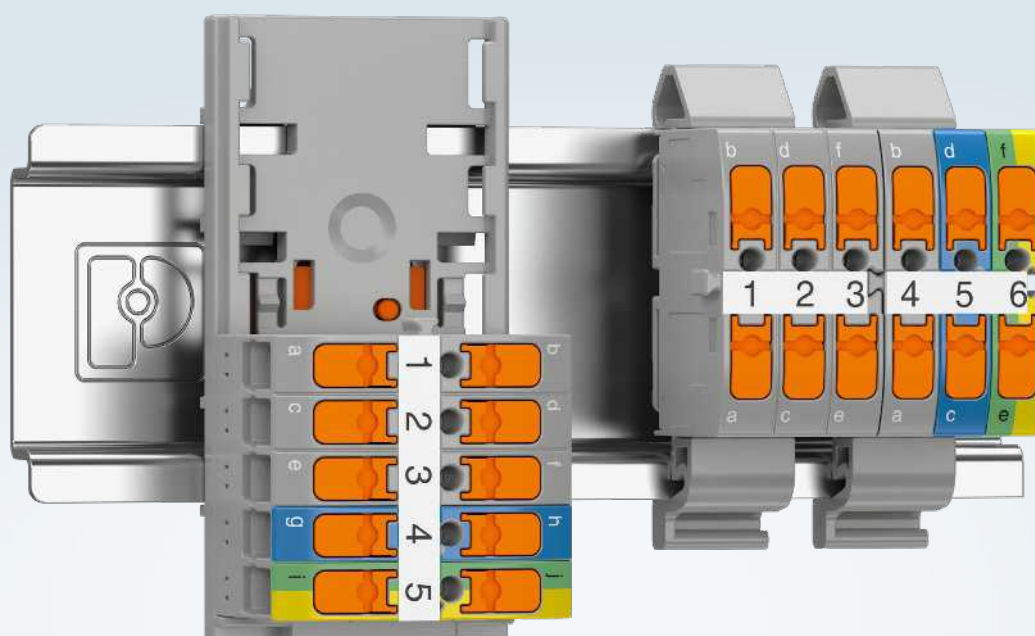
Product overview for PTVFIX (gray item versions)

2.5 mm ² PTVFIX distribution blocks				Connection versions		
	Mounting: Base block			Number	Type	Item no.
	Type	Item no.	PTVFIX 6X2,5 GY 1019563	2 12 18	PTVFIX 2X2,5 GY PTVFIX 12X2,5 GY PTVFIX 18X2,5 GY	1019459 1019572 1019577
	Number of connections	6				
	Current / voltage	24 A / 450 V				
	Cross-section range / AWG	0.14 mm ² ... 2.5 mm ² / 26 ... 14				
	Mounting: Adhesive version			Number	Type	Item no.
	Type	Item no.	PTVFIX 6X2,5-G GY 1019652	12 18	PTVFIX 12X2,5-G GY PTVFIX 18X2,5-G GY	1186862 1186867
	Number of connections	6				
	Current / voltage	24 A / 450 V				
	Cross-section range / AWG	0.14 mm ² ... 2.5 mm ² / 26 ... 14				
	Mounting: NS 35 DIN rail, lengthwise			Number	Type	Item no.
	Type	Item no.	PTVFIX 6X2,5-NS35A GY 1019526	12 18	PTVFIX 12X2,5-NS35A GY PTVFIX 18X2,5-NS35A GY	1019532 1019537
	Number of connections	6				
	Current / voltage	24 A / 690 V				
	Cross-section range / AWG	0.14 mm ² ... 2.5 mm ² / 26 ... 14				
	Mounting: Base block			Number	Type	Item no.
	Type	Item no.	PTVFIX 6/6X2,5 GY 1019582	13 19	PTVFIX 6/12X2,5 GY PTVFIX 6/18X2,5 GY	1019608 1019613
	Number of connections	7				
	Current / voltage	24 A / 450 V				
	Cross-section range / AWG	0.14 mm ² ... 2.5 mm ² / 26 ... 14				
	Line contact: Cross-section range / AWG	0.5 mm ² ... 6 mm ² / 20 ... 10				
	Mounting: Adhesive version			Number	Type	Item no.
	Type	Item no.	PTVFIX 6/6X2,5-G GY 1186872	13 19	PTVFIX 6/12X2,5-G GY PTVFIX 6/18X2,5-G GY	1186877 1186882
	Number of connections	7				
	Current / voltage	24 A / 450 V				
	Cross-section range / AWG	0.14 mm ² ... 2.5 mm ² / 26 ... 14				
	Line contact: Cross-section range / AWG	0.5 mm ² ... 6 mm ² / 20 ... 10				
	Mounting: NS 35 DIN rail, lengthwise			Number	Type	Item no.
	Type	Item no.	PTVFIX 6/6X2,5-NS35A GY 1019542	13 19	PTVFIX 6/12X2,5-NS35A GY PTVFIX 6/18X2,5-NS35A GY	1019547 1019556
	Number of connections	7				
	Current / voltage	24 A / 690 V				
	Cross-section range / AWG	0.14 mm ² ... 2.5 mm ² / 26 ... 14				
	Line contact: Cross-section range / AWG	0.5 mm ² ... 6 mm ² / 20 ... 10				

Distribution blocks

PTVFIX multi-blocks

Unlike the other distribution blocks, the PTVFIX multi-blocks do not have integrated bridging, which means that they can carry more than one potential. Like the other blocks in the FIX distribution block family, the multi-blocks use the standardized accessories of the CLIPLINE complete system. This means that you can also benefit here from various mounting types, an online configurator, and testing and marking accessories.



Your advantages

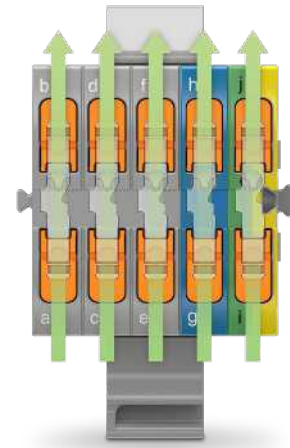
- ✓ Fast installation with ready-to-connect blocks
- ✓ Significant space savings with the minimal size
- ✓ Flexible mounting options
- ✓ Ideal for use in building installation
- ✓ Standardized accessories – CLIPLINE complete




Product overview for PTVFIX (gray item versions)

Separate potentials (without integrated bridge)

The PTVFIX multi-blocks are the first FIX distribution blocks to carry more than one potential. Unlike the other distribution blocks, the multi-blocks do not have integrated bridging. This means that the blocks carry one potential per two terminal points. This feature makes the blocks particularly suitable in areas such as building installation. Quickly and easily connect the phase, the neutral conductor, and the protective conductor in just one compact and space-saving block. If you need more than two connection points per potential, we recommend using a modular solution of distribution blocks or a hybrid solution of multi-blocks and distribution blocks. With

the identical design, the various blocks can be easily connected together via the tongue and groove connection. The various block versions can also be freely combined in the online configurator to create a turnkey solution.




2.5 mm ² PTVFIX multi-blocks				Connection versions			
	Mounting: Base block new			Number	Type	Item no.	
	Type	Item no.	PTVFIX 2,5/2			1300608	
	Number of connections	4					
	Current / voltage	24 A / 690 V			6	PTVFIX 2,5/3	1300609
	Cross-section range / AWG	0.14 mm ² ... 2.5 mm ² / 26 ... 14			8	PTVFIX 2,5/4	1300610
				10	PTVFIX 2,5/5	1300611	
	Mounting: Base block new			Number	Type	Item no.	
	Type	Item no.	PTVFIX 2,5-L/N/GNYE			1300612	
	Number of connections	6					
	Current / voltage	24 A / 690 V					
	Cross-section range / AWG	0.14 mm ² ... 2.5 mm ² / 26 ... 14					
	Mounting: Base block new			Number	Type	Item no.	
	Type	Item no.	PTVFIX 2,5-3L/N/GNYE			1300613	
	Number of connections	10					
	Current / voltage	24 A / 690 V					
	Cross-section range / AWG	0.14 mm ² ... 2.5 mm ² / 26 ... 14					

Device terminal blocks

2

The device terminal blocks are compact connection blocks. The device terminal blocks are available in cross-sections of 4 and 10 mm². Depending on the cross-section, the blocks have 4, 6, 8, 10, 12, or 24 connection points. However, when comparing with the FIX distribution blocks, please note that two connection points only ever carry one potential. The GE block is the exception here. The device terminal blocks can be attached to the mounting panel by means of direct mounting.





Your advantages





- ✓ Fast installation with ready-to-connect blocks
- ✓ Significant space savings with the minimal size
- ✓ Screw connection enables multi-conductor connection at each terminal point
- ✓ Easy direct mounting with integrated through holes for screw mounting


GE and G device connection blocks

The GE and G have the same properties. The blocks can be secured with screws by means of direct mounting.



Product overview for device terminal blocks

G device terminal blocks				Connection versions		
	Mounting: Direct screw mounting			No. of pos.	Type	Item no.
	Type	Item no.	G 5/ 2	2716020		
	Number of positions		2		3	G 5/ 3
	Current / voltage		32 A / 500 V		4	G 5/ 4
	Cross-section range / AWG		0.2 mm ² ... 4 mm ² / 24 ... 12		6	G 5/ 6
				12	G 5/12	2716033 2716046 2716062 2716127
	Mounting: Direct screw mounting			No. of pos.	Type	Item no.
	Type	Item no.	G 5/ 2-EX	1089161		
	Number of positions		2		3	G 5/ 3-EX
	Current / voltage		32 A / 500 V		4	G 5/ 4-EX
	Cross-section range / AWG		0.2 mm ² ... 4 mm ² / 24 ... 12		6	G 5/ 6-EX
				12	G 5/12-EX	2703172 2703185 2703198 2703208
	Mounting: Direct screw mounting			No. of pos.	Type	Item no.
	Type	Item no.	G 5/ 2 B	2716305		
	Number of positions		2		-	-
	Current / voltage		32 A / 500 V		-	-
	Cross-section range / AWG		0.2 mm ² ... 4 mm ² / 24 ... 12		-	-
						-
	Mounting: Direct screw mounting			No. of pos.	Type	Item no.
	Type	Item no.	G 10/ 2	2716703		
	Number of positions		2		3	G 10/ 3
	Current / voltage		57 A / 800 V		4	G 10/ 4
	Cross-section range / AWG		0.5 mm ² ... 10 mm ² / 20 ... 8		5	G 10/ 5
						2716716 2716729 2716732

GE device terminal blocks				Connection versions		
	Mounting: Direct screw mounting			No. of pos.	Type	Item no.
	Type	Item no.	GE 10/2-BA BU	2701574		
	Number of positions		1		-	-
	Current / voltage		57 A / 1000 V		-	-
	Cross-section range / AWG		0.5 mm ² ... 10 mm ² / 20 ... 8		-	-
						-

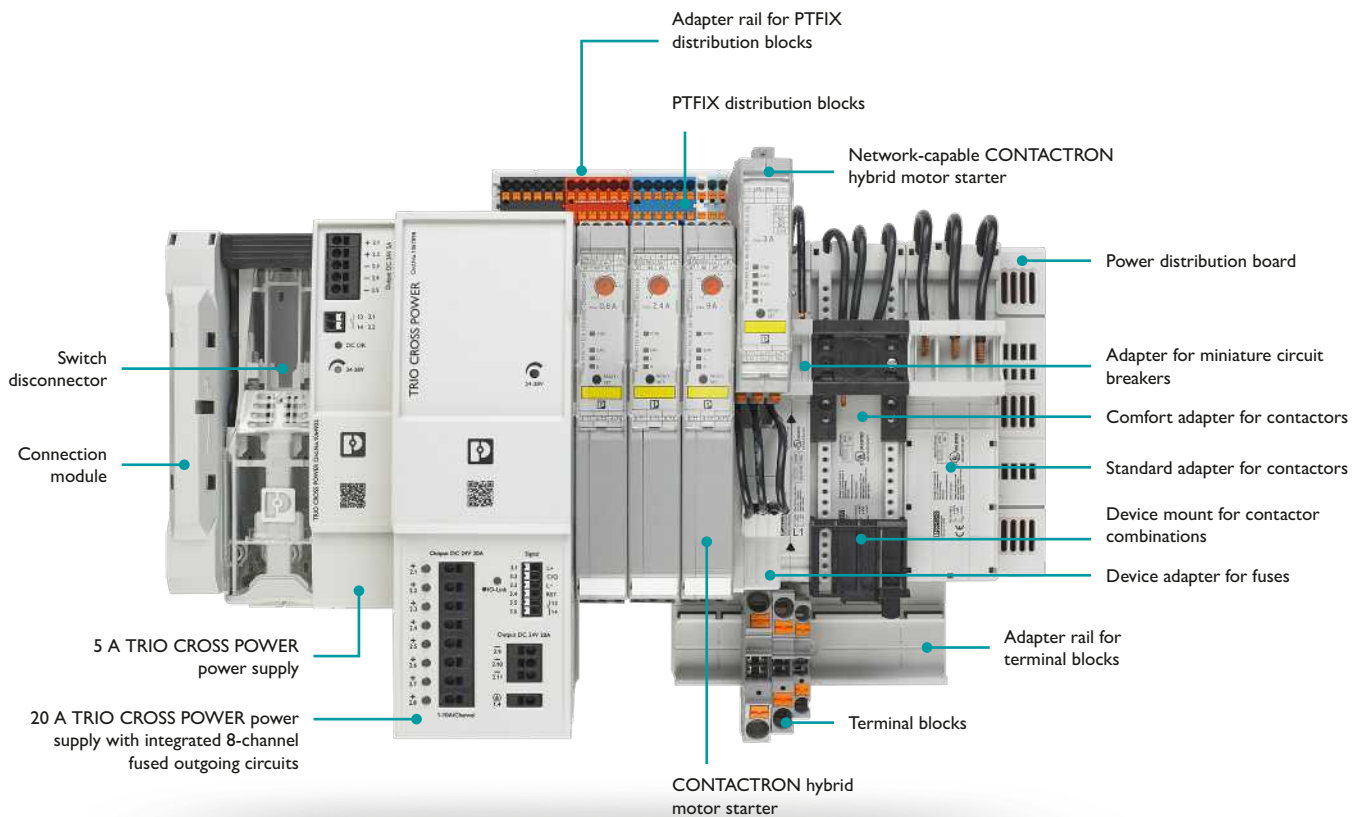
CrossPowerSystem power distribution board


CrossPowerSystem

The PTFIX distribution blocks can be used as more than just a stand-alone distribution block system – they are suitable for use in various applications. For example, they can be integrated into our new power distribution system.

The CrossPowerSystem is an open platform for modular and functional control cabinets. Three-phase devices are mounted on the power distributor via Plug and Play. The 20 A power supply with integrated electronic circuit breakers (8-channel) supplies a safe 24 V supply which can be

distributed easily using additional adapter rails. You can mount the adapter rails of the CrossPowerSystem directly on the top or bottom of the power distribution board. You can thus use the PTFIX distribution blocks for 24 V power distributions as well as for N, PE, and other distributions on the rail.





Open communication with customers and partners worldwide

Phoenix Contact is a global market leader based in Germany. We are known for producing future-oriented products and solutions for the electrification, networking, and automation of all sectors of the economy and infrastructure. With a global network reaching across more than 100 countries with over 22,000 employees, we maintain close relationships with our customers, something we believe is essential for our common success.

Our wide range of innovative products makes it easy for our customers to implement the latest technology in a variety of applications and industries. This especially applies to the target markets of energy, infrastructure, industry, and mobility.

You can find your local partner at

phoenixcontact.com