

Series B8 Ball Valve

Three-Piece Ball Valve, Full Port
 Sizes 1/2" ~ 2-1/2"



The SVF Series B8 Ball Valves feature a high performance design for use in critical, process-quality applications. These valves exceed the pressure & temperature ratings of traditional, general purpose ball valves.

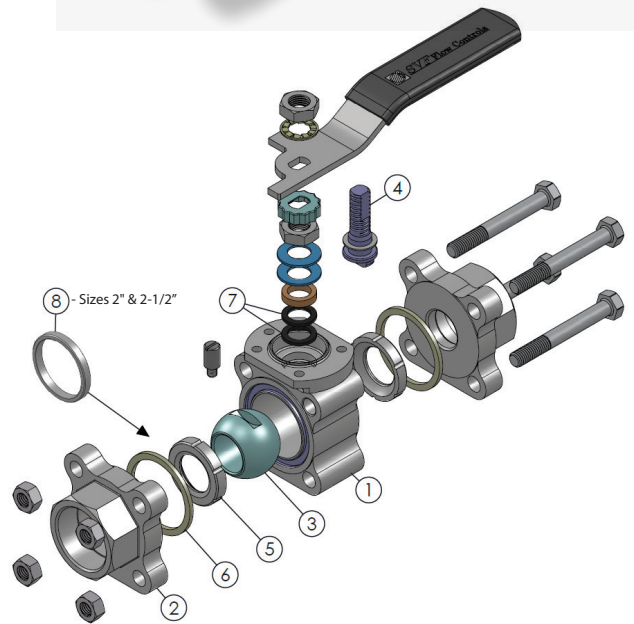
SERIES B8 DESIGN FEATURES

- ✓ Full-ported flow path in a high performance design for process-quality applications
- ✓ Encapsulated body seals to facilitate welding without disassembly
- ✓ Live-loaded stem seal ensures seal-tight pressure containment even under thermal cycling
- ✓ Three-piece "swing out" design offers easy access for in-line maintenance
- ✓ ISO 5211 mounting pad for easy actuation
- ✓ Standard seat material is TFM1600™
- ✓ Blowout proof stem adds safety & reliability
- ✓ Stainless steel valves have 316L ends
- ✓ Full range of options to suit specific requirements



MATERIALS OF CONSTRUCTION

ITEM	DESCRIPTION	MATERIALS SPECIFICATIONS
1	Body	316 Stainless Steel (ASTM A351 CF8M) Carbon Steel (ASTM A216 WCB)
2	End Connector	316L Stainless Steel (ASTM A351 CF3M) Carbon Steel (ASTM A216 WCB)
3	Ball	316 Stainless Steel (ASTM A351 CF8M)
4	Stem	316 Stainless Steel (ASTM A276 316) 17-4 pH Stainless Steel (ASTM A564 630)
5	Seat	TFM1600™, Delrin®, SupraLon™, UHMWPE, PEEK
6	Body Seal	PTFE, Buna "N", GRAFOIL®, SupraLon™ UHMWPE, Viton®, EPDM
7	Stem Seal	SupraLon™, TFM1600™ (Optional)
8	Retainer Sizes 2" & 2-1/2"	316 Stainless Steel



SPECIFICATION STANDARDS OF COMPLIANCE

SVF Series B8 Ball Valves are available in designs that meet the following Industry Standards:

- ANSI
- ASME
- API
- DIN
- ISO
- MSS
- ASTM
- NACE

Contact SVF for specific applications

What do you need today?™



Series B8 Ball Valve

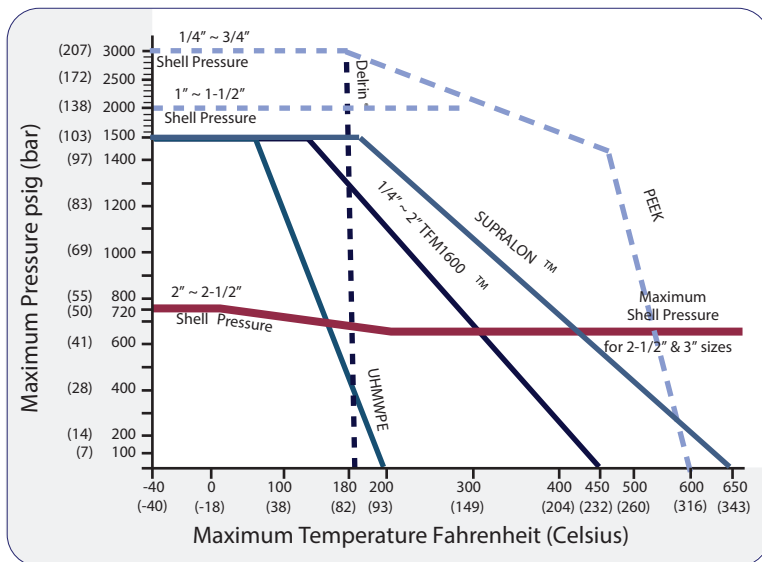
Three-Piece Ball Valve, Full Port
 Sizes 1/2" ~ 2-1/2"



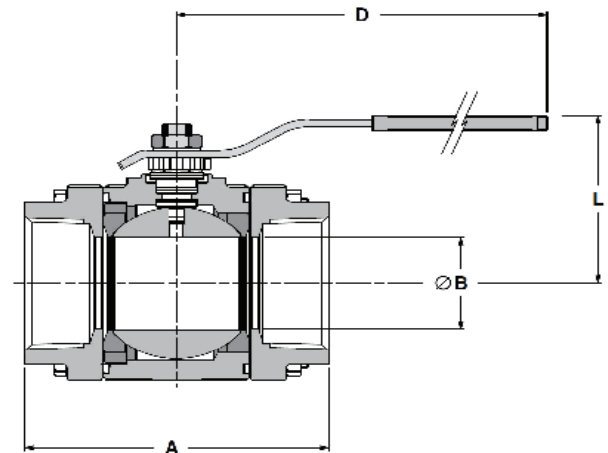
DIMENSIONS, WEIGHT, C v, TORQUE

Size	A		B		D		L		Weight		Cv	Torque* TFM1600™		Torque* SupraLon™		Torque* Delrin		Torque* UHMWPE		Torque* PEEK	
	in.	mm	in.	mm	in.	mm	in.	mm	lbs	kg		in-lbf	Nm	in-lbf	Nm	in-lbf	Nm	in-lbf	Nm	in-lbf	Nm
1/2"	2.81	71	0.56	14	5	127	1.9	48	2	0.9	12	45	5	50	6	60	7	75	8	130	15
3/4"	3.70	94	0.81	21	6	152	2.4	61	4	1.8	32	100	11	150	17	90	10	100	11	250	28
1"	4.25	108	1.00	25	6	152	2.6	66	5	2.3	57	130	15	175	20	300	34	150	17	295	33
1-1/4"	4.57	116	1.25	32	7	178	3.2	81	7	3.2	80	280	32	450	51	375	42	175	20	400	45
1-1/2"	5.04	128	1.50	38	7	178	3.3	84	11	5.0	104	360	41	600	68	675	76	275	31	650	73
2"	5.95	151	2.00	51	11	279	3.4	86	17	7.7	240	560	63	925	105	-	-	-	-	-	-
2-1/2"	6.68	170	2.50	64	14	356	7.3	185	30	13.6	320	1000	113	1500	170	-	-	-	-	-	-

B8 - PRESSURE/TEMPERATURE CHART



* At full differential pressure for clean fluids



Class 1500 (Sizes: 1/4" to 3/4")

Class 900 (Sizes: 1" to 1-1/2")

Class 300 (Sizes: 2" to 2-1/2")

Note: Maximum pressure & temperature is limited to the seat material rating

Series B8 Ball Valve

Three-Piece Ball Valve, Full Port
 Sizes 1/2" ~ 2-1/2"



How To Order Guide (Columns 1 thru 11)

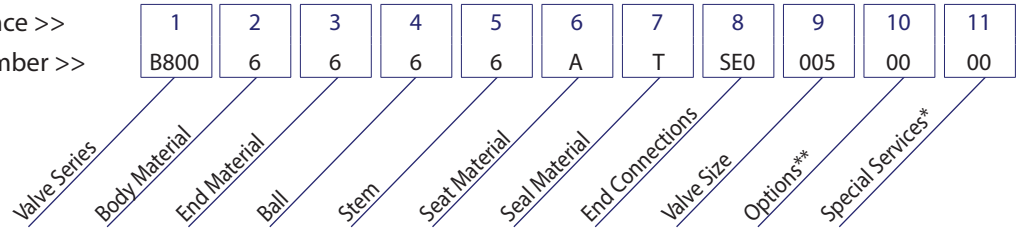
1 SERIES	2 BODY	3 ENDS	4 BALL	5 STEM	6 SEAT MATERIAL
B800*	4 = Carbon Steel ASTM A216 WCB 6 = 316 Stainless Steel ASTM A351 CF8M	4 = Carbon Steel ASTM A216 WCB 6 = 316L Stainless Steel ASTM A351 CF3M	6 = 316 Stainless Steel ASTM A351 CF8M	6 = 316 Stainless Steel ASTM A276 316 M = 17-4pH Stainless Steel ASTM A564 630	A = TFM1600™ S = SupraLon D = Delrin*** (1/2" - 1-1/2") U = UHMWPE K = PEEK (1/2" - 1-1/2") (Requires 17-4 Stem - Code M)

NOTE: Size 2" B8
 Valve requires
 17-4 pH Stem (Code M)

7 BODY SEAL	8 END CONNECTIONS	9 VALVE SIZE	10 OPTIONS**	11 SPECIAL SERVICES**
T = PTFE B = Buna "N" G = GRAFOIL U = UHMWPE V = Viton E = EPDM S = SupraLon	SE0 = Threaded Ends (FNPT) SW0 = Socket Weld Ends BW0 = Butt Weld Ends Schedule 40 wall (Standard) AAA = Threaded End X Socket Weld End AAB = Threaded End X Butt Weld (Sch-40) End AAD = Threaded End X Butt Weld (Sch-10) End BAA = Socket Weld End X Threaded End Butt Weld Ends: BWA = Schedule 5 BWB = Schedule 10 BWC = Schedule 80	005 = 1/2" 007 = 3/4" 010 = 1" 012 = 1-1/4" 015 = 1-1/2" 020 = 2" 025 = 2-1/2"	00 = None OH = Oval Handle LK = Locking Device SX = ISO Cast Stem Extension AD = Anti-Static Device AA = Oval Handle & Locking Device AB = Oval Handle & ISO Cast Stem Extension AC = Locking Device & Anti-Static Device AG = ISO Cast Stem Extension & Locking Device JA = Oval Handle, ISO Cast Stem Extension & Locking Device JB = Oval Handle, ISO Cast Stem Extension & Anti-Static Device JE = Locking Device, ISO Cast Stem Extension & Anti-Static Device	00 = None XC = Oxygen Cleaned SF = Degreased (Silicone Free) UH = Vent/Relief Hole ¹ AS = Ammonia Service HC = High Cycle Stem Kit VV = Vacuum & Searching Gas Stem Kit

Order Example: (B8006666ATSE00050000) The Part Number will contain 20 digits.

Ordering Code Sequence >>
 Sample Part Number >>



¹ Vent Hole is on the Upstream Side

*Use Ordering Code B8A0 for TFM1600™ stem seals.

**Not all Options or Special Services available on all ball valves. Consult SVF for additional information.

***Delrin Seats cannot be used for Oxygen Service