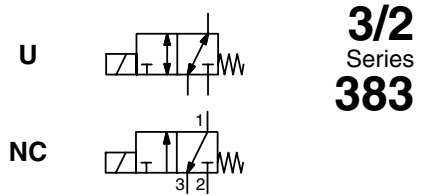




SOLENOID VALVES

lever mechanism, fluid isolation
threaded connections
1/4 - 1/2



3/2
Series
383

FEATURES

- Solenoid valves for medical analysers, biotechnology and chemical industry
- Ideal solenoid valves to control corrosive fluids
- The solenoid valves satisfy all relevant EC directives

GENERAL

Differential pressure See «SPECIFICATIONS» [1 bar = 100 kPa]
Maximum viscosity 37 cSt (mm²/s)
Response time 25 to 30 ms (opening/closing)

fluids (*)	temperature range (TS)	seal materials (*)
air, inert gases, water, oil and liquid fluids	-10°C to + 100°C (1/2: + 90°C)	VMQ (silicone) FPM (fluoroelastomer)

MATERIALS IN CONTACT WITH FLUID

(*) Ensure that the compatibility of the fluids in contact with the materials is verified

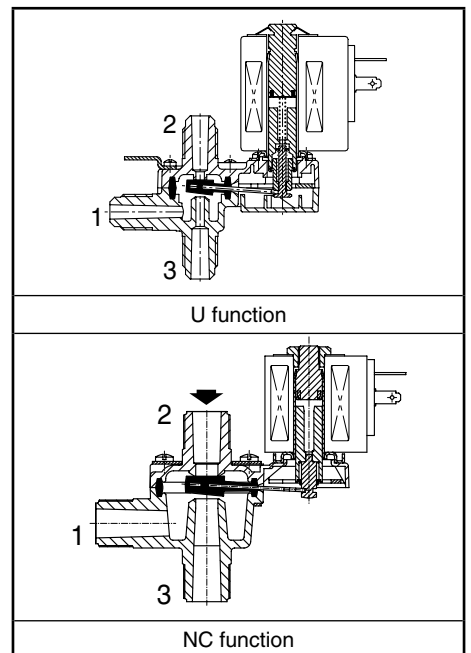
Body 1/4: PEI (polyetherimide)
1/2: PPS (polyphenylene sulphide)
Poppet seal VMQ or FPM

ELECTRICAL CHARACTERISTICS

Coil insulation class F
Connector Spade plug (cable Ø 6-10 mm)
Connector specification ISO 4400 / EN 175301-803, form A
Electrical safety IEC 335
Electrical enclosure protection Moulded IP65 (EN 60529)
Standard voltages DC (=) : 12V - 24V
 (Other voltages and 60 Hz on request) AC (~) : 24V - 115V - 230V / 50 Hz

prefix option	power ratings				operator ambient temperature range (TS) (C°)	replacement coil		type ⁽¹⁾
	inrush ~	holding ~	hot/cold =			~	=	
	(VA)	(VA)	(W)	(W)		230 V/50 Hz	24 V DC	
SC	23	14	8	9	-10 to +60	43005149	43005144	01 (AMX)
	44	24	13	-	-10 to +60	43005320	-	02 (FNX)

⁽¹⁾ Refer to the dimensional drawings on the following page.



SPECIFICATIONS

pipe size	orifice size	flow coefficient Kv		operating pressure differential (bar)		power coil (W)		catalogue number	options				
				min.	max. (PS)				FPM	EPDM			
					air, inert gases, liquids (*)								
G	(mm)	(m ³ /h)	(l/min)		~	=	~	=					
U - Universal, VMQ seals													
1/4	3,2	0,28	4,66	0	1,5	1,5	8	9	SCG383A008	V	E	-	-
NC - Normally closed, FPM seals													
1/2	9	1,6	26,66	0	0,4	-	13	-	SCG383C006	-	-	-	-

01024GB-2012/R01
Availability, design and specifications are subject to change without notice. All rights reserved.

OPTIONS

- Valves can also be supplied with FPM (fluoroelastomer) and EPDM (ethylene-propylene) poppet seal. Use the appropriate optional suffix letter for identification
- Other pipe connections are available on request
- Plug with visual indication and peak voltage suppression or with cable length of 2 m

INSTALLATION

- The solenoid valves can be mounted in any position without affecting operation. For optimum performance mount solenoid vertical and upright
- Pipe connection identifier is G = G (ISO 228/1)
- Replacement coils are available:
 Type 01 (AMX): DC: 12 V, cat. no.: **43005143** / AC: 24 V, cat. no.: **43005146** ; 115 V, cat. no.: **43005147**
 Type 02 (FNX): AC: 24 V, cat. no.: **43005318** ; 115 V, cat. no.: **43005319**
- Installation/maintenance instructions are included with each valve

ORDERING EXAMPLES:

SC	G	383	A	008	12V / DC
SC	G	383	A	008	V 24V / DC
SC	G	383	C	006	230V / 50Hz

prefix — pipe thread — basic number — voltage — suffix

DIMENSIONS (mm), WEIGHT (kg)



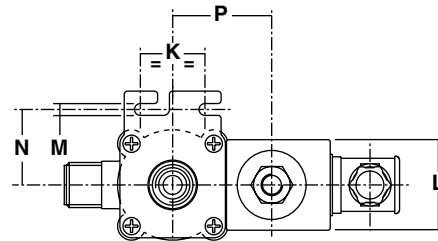
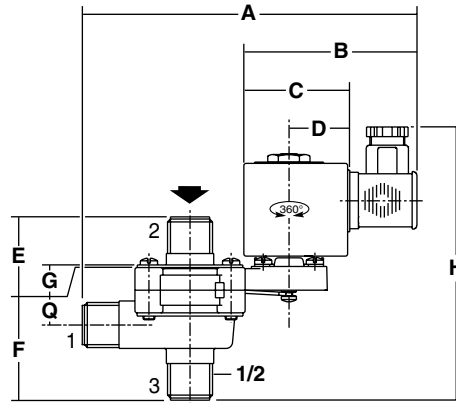
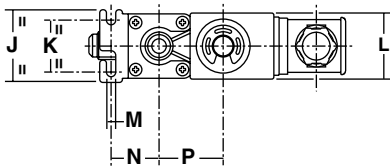
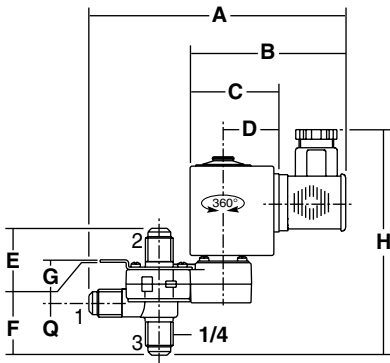
TYPE 01
Prefix "SC" Solenoid
ISO 4400

SCG383A008



TYPE 02
Prefix "SC" Solenoid
ISO 4400

SCG383C006



type	prefix option	catalogue number	A	B	C	D	E	F	G	H	J	K	L	M	N	P	Q	weight ⁽²⁾
01	SC	SCG383A008	127	78	43	27	16,5	44,5	1,2	109	35	25	32	4,5	23	31	19,5	0,345
02	SC	SCG383C006	159	84	49	28	23,5	61,5	1,2	128	-	30	42	5,5	35	46	26,5	0,51

⁽²⁾ Incl. coil(s) and connector(s).