


## Gauge Valve - V02 Series

### FEATURES

- Isolates process from instrument assembly
- 316L Stainless Steel construction

### TYPICAL USES

- Oil & Gas Industry
  - Upstream: Onshore/offshore production
  - Midstream: Transport, storage and natural gas compression
  - Downstream: Refineries and petrochemical industries
- Chemical Industry
- Power Plants
  - Conventional power plants
  - Nuclear power plants
  - Flue gas desulfurization plants
- Other Industries
  - Waste incineration plants
  - Seawater desalination plants
  - Steel mills
  - Cement plants



STYLE A

### SPECIFICATIONS

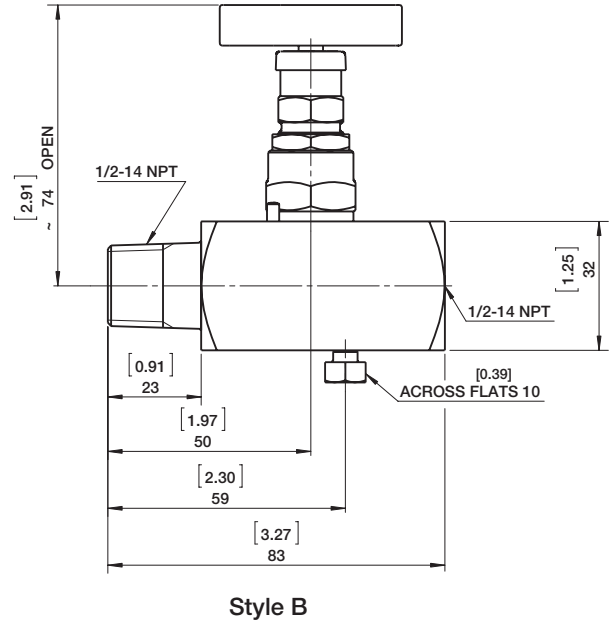
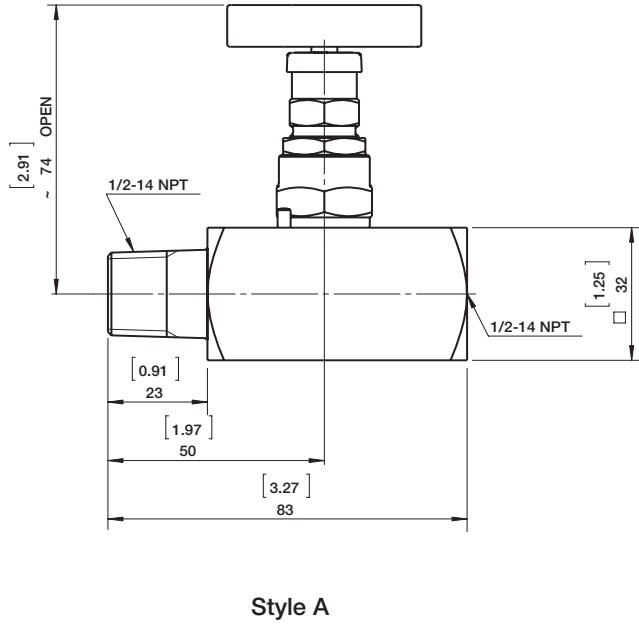
Process Conn:	1/2 NPTM, 1/2 NPTF
Instrument Conn:	1/2 NPTF
Construction:	316 Stainless Steel
Max Pressure Rating (PTFE):	6092 psi at 140°F (60°C)
Max Temperature Rating (PTFE):	392°F (200°C) at 1305 psi

COMPONENTS	MATERIAL
<b>Wetted</b>	
Body	316L
Valve stem	316L
Needle tip	316Ti
Packing	PTFE up to 200 °C
Gland nut	304
<b>Non-Wetted</b>	
Bonnet	316
T-handle	Stainless Steel

- Available for oxygen service
- Color-coded dust caps prevent dust ingress and identifies handle function
- PTFE Packing (other materials available upon request)
- Stem with cold rolled surface, back seat and non-rotating needle tip
- Supplied with wetted parts according to NACE MR0175/MR0103 (CD-5 Certificate)
- Material traceability reports available per EN 10204 3.1

Gauge Valve - V02 Series

**DIMENSIONS** (dimensions in [ ] are decimal inches)



**ORDERING CODE**

Example:	04	V02	1V	A	SS	50	XC3
<b>Process Connection</b>							
04-1/2 NPT Male (style A only)	04						
50-1/2 NPT Female							
<b>Series Code</b>							
V02-Valve		V02					
<b>Valves</b>							
1V-1 Valve			1V				
<b>Version</b>							
A-Style A				A			
B-Style B							
<b>Material</b>							
SS-316SS					SS		
<b>Instrument Connection</b>							
50-1/2 NPT Female						50	
<b>Options</b>							
C3-Material Traceability Report							XC3
HY-Hydrostatic Testing							
6B-Cleaned for Oxygen Service							
NH-Stainless Steel Tags							