


Model 1465-80



Model 1465

MODEL 1465 PRESSURE REDUCING REGULATOR

The Model 1465 is for small flows and is used primarily when sampling a fluid for analytical purposes. The 316 SST body can handle inlet pressures as high as 5000 psig (344 Barg).

FEATURES

High Pressure

Drop Capabilities: Pressure drops to 4700 psi (324 Barg).

Trim Material

Combinations: Five to choose from.

Two Trim Sizes:

0.05 and 0.19 C_v orifices used.

Gasket:

Utilizes diaphragm O-ring of TFE.

APPLICATIONS

Designed to control a wide range of fluids including natural gas, inert gases, sour gas, steam, chemicals and water. Used to reduce pressure for analytical sampling. See Table 1 for more information.

STANDARD / GENERAL SPECIFICATIONS

Body Size: 1/4" (DN8) with NPT female pipe connections. Bottom inlet and side outlet.

Body Material: ASTM A351, Gr. CF8M; Investment Cast 316 SST.

Spring Chamber: Standard: Cast bronze; ASTM B62, Alloy C83600.
Optional: SST; ASTM A351, Gr. CF3M.

Diaphragms: 302 SST, Neoprene, Elgiloy, Fluorocarbon Elast. See Table 3.

Trim: SST; metallic seated. See Table 3.

C_v's:

Orifice Size	Minimum Controllable Cv	Max. Cv
0.109	0.0005	0.05
0.156	0.002	0.19

Diaphragm O-ring: TFE.

Operating Temperature: -20 to +400°F (-29 to +205°C). See Tables 2 and 3.

Maximum Leakage Rate: Less than 50 standard cubic centimeters per minute. Air at 100 psig (6.9 Barg) in and Atmosphere out.

Inlet Pressure: Up to 5000 psig (344 Barg) maximum.

Range Spring and Maximum Pressure Drop: Plated Steel.

Spring Range		Max Pressure Drop	
psig	(Barg)	psig	(Barg)
5-30	(.34-2.1)	*1000	(68.9)
10-80	(.69-5.5)	2500	(172.4)
70-140	(4.8-9.6)	3000	(206.9)
125-200	(8.6-13.8)	3500	(241.3)
Option-80			
180-300	(12.4-20.7)	4000	(275.8)
270-400	(18.6-27.6)	4700	(324.1)
360-500	(24.8-34.5)	4600	(317.2)

* See Figure 2 and associated text.

OPTION SPECIFICATIONS

Option-2: HANDWHEEL. Plastic handwheel on standard unit; aluminum handwheel for Option -2+80. Utilize for frequent setpoint changes.

atmospheric exposure. 316 SST body/spring chamber material only. S40 and S40M only trim selections available. Not available with Option -80.

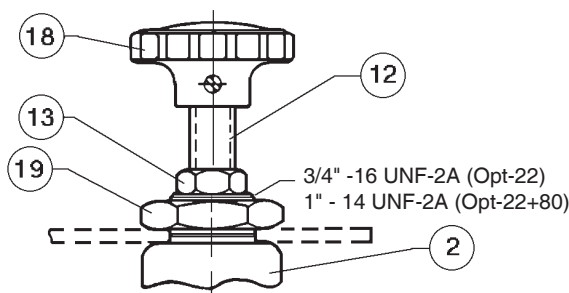


Figure 1: Option -22 Panel Mounting (handwheel portion is same for Option -2 Handwheel)

Option-22: PANEL MOUNTING. Includes a mounting nut and a handwheel.

Option-40 SST: SST NACE CONSTRUCTION. Internal wetted portions meet NACE standard MR0175 when the exterior of the regulator is not directly exposed to a sour gas environment, buried, insulated or otherwise denied direct at-

Option-55: SPECIAL CLEANING. Cleaning per Cashco Spec. #S-1134 for Oxygen gas Service. **NOTE:** Design Pressure Rating shall not exceed 375 Psig (25.8 Barg) when body material is SST and process medium is oxygen.

Option-56: SPECIAL CLEANING. Cleaning per Cashco Spec. #S-1542. NOT suitable for Oxygen gas Service.

Option-80: HIGH OUTLET PRESSURE. For controlling outlet pressure above 200 psig (13.8 Barg) setpoint. Available in aluminum bronze and SST spring chamber, For spring ranges from 180 to 500 psig (12.4 to 34.5 Barg). S1 and S40M only trim selections available.

TECHNICAL SPECIFICATIONS

**TABLE 1
APPLICATIONS**

Fluid	Recommended Construction	Trim Designation Number
Air or Inert Gases	Metal Seat and Composition Diaphragm	S3, S7
Chemicals	Metal Seat and Diaphragm	S1 or S40M
	Metal Seat and Composition Diaphragm	S3 or S40
Sour Gas	Metal Seat and Diaphragm	S40M
	Metal Seat and Composition Diaphragm	S40
Hydrocarbon Gas or Liquids [†]	Metal Seat and Diaphragm	S1
	Metal Seat and Composition Diaphragm	S3
Oxygen	Metal Seat and Diaphragm	S1, S40M
	Metal Seat and Composition Diaphragm	S7
Water and Condensate	Metal Seat and Diaphragm	S1
	Metal Seat and Composition Diaphragm	S3
Steam	Metal Seat and Diaphragm	S1

**TABLE 2
BODY AND SPRING CHAMBER
MAXIMUM OUTLET PRESSURE AND TEMPERATURE RATINGS**

SST Body Materials with:	Outlet Pressure		Temperature	
	psig	(Barg)	°F	(°C)
Standard BRZ Spring Chamber	400	(27.6)	-20 to +400	(-29 to +205)
SST Spring Chamber	600	(41.4)	-20 to +400	(-29 to +205)
OPT-80 (Both Spring Chambers)	600	(41.4)	-20 to +400	(-29 to +205)

**TABLE 3
STAINLESS STEEL TRIM MATERIAL COMBINATIONS**

Part	Stainless Steel Trim Designation Number				
	S1	S3	S40	S40M	S7
Diaphragm	302 SST	BC	BC	¹ Elgiloy	FKM
Plug	Chrome Plated 316 SST	Chrome Plated 316 SST	Chrome Plated 316 SST	Chrome Plated 316 SST	Chrome Plated 316 SST
Seat	Stellite #6B	Stellite #6B	Stellite #6B	Stellite #6B	Stellite #6B
Spring	302 SST	302 SST	Inconel X-750	Inconel X-750	302 SST
Spring Seat	316 SST	316 SST	316 SST	316 SST	316 SST
Pusher Plate	316 SST	316 SST	316 SST	316 SST	316 SST
Temperature Range	-20 to +400°F (-29 to +205°C)	-20 to +180°F (-29 to +83°C)	-20 to +180°F (-29 to +83°C)	-20 to +400°F (-29 to +205°C)	-20 to +400°F (-29 to +205°C)

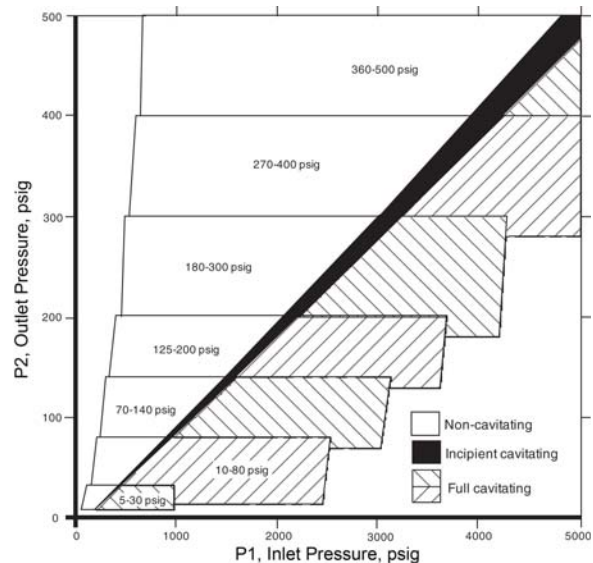
¹ Elgiloy HRC 60 Max. — Elgiloy Company

NOTE: Cashco, Inc. does not recommend metal seated trim on any service where the flow will be dead ended down stream of the pressure reducing regulator.

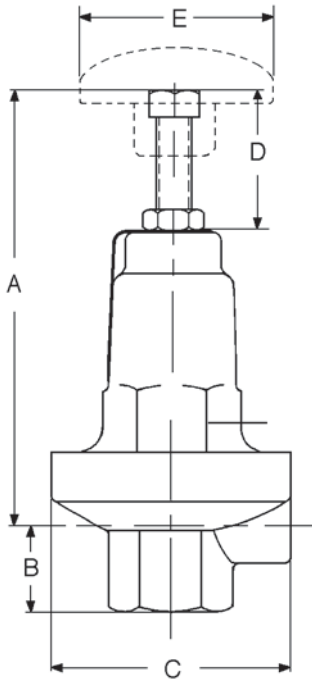
BC = Neoprene, FKM = Fluorocarbon Elastomer

Figure 2: High Pressure Steam, Water or Condensate.

Applications involving these fluids should be considered for cavitation. The above fluids are typically cooled to 80° to 120°F (27° to 49°C) before pressure is reduced. Figure 2 graphically indicates where cavitation can be expected. If a selection ends in the "cavitating zone", then multiple Model 1465's should be used in series to stage the pressure drops to eliminate cavitational damage.



DIMENSIONS AND WEIGHTS



ENGLISH UNITS (inches)						
Body Size 1/4"	A	B	C	D	E	Shipping Weight
Standard	4.50	.91	2.50	—	—	3 lbs.
-2 (Handwheel)	4.88	.91	2.50	—	1.50	
-22 (Panel Mount)	4.88	.91	2.50	2.06	1.50	
-2+80 (Handwheel + High Outlet Pressure)	7.62	.91	2.50	—	4.0	5 lbs.
-22-80 (Panel Mt. + High Outlet Pressure)	7.62	.91	2.50	2.75	4.0	
-80 (High Outlet Pressure)	6.88	.91	2.50	—	—	
METRIC UNITS (mm)						
Body Size DN8	A	B	C	D	E	Shipping Weight
Standard	114	23	64	—	—	1.36 kgs.
-2 (Handwheel)	124	23	64	—	38	
-22 (Panel Mount)	124	23	64	52	38	
-2+80 (Handwheel + High Outlet Pressure)	194	23	64	—	102	2.27 kgs.
-22 + 80 (Panel Mt. + High Outlet Pressure)	194	23	64	70	102	
-80 (High Outlet Pressure)	175	23	64	—	—	

The contents of this publication are presented for informational purposes only, and while every effort has been made to ensure their accuracy, they are not to be construed as warranties or guarantees, express or implied, regarding the products or services described herein or their use or applicability. We reserve the right to modify or improve the designs or specifications of such product at any time without notice.
 Cashco, Inc. does not assume responsibility for the selection, use or maintenance of any product. Responsibility for proper selection, use and maintenance of any Cashco, Inc. product remains solely with the purchaser.

MODEL 1465 PRODUCT CODER 01/19/16

An "X" in POS 12 followed by a 5-digit control number overrides remaining selections.



POSITION 3 - SIZE & ORIFICE			
Size		Orifice	CODE
in	(DN)		
1/4"	(8)	0.109"	2
		0.156"	J

POSITION 5 - BODY & SPRING CHAMBER MATERIALS	
Body / Sp. Ch.	CODE
SST/SST	A
SST/BRZ	8

POSITION 6 & 7 - TRIM DESIGNATION NUMBERS	
Desig.	CODE
S1	S1
S3*	S3
S7*	S7
S40*	40
S40M	4M

* Not Available for range springs above 180-300 psig.

POSITION 8 - Product Classification Under European "Pressure Equipment Directive"		
PRODUCT DESTINATION	HAZARD CATEGORY	CODE
Anywhere except Europe	N/A	7
European Countries *	Sound Engineering Practice (SEP)	S

* For products to be placed in service in Europe - Ref to Directive 97/23/EC. Forward Completed "EU" Application Recorder prior to quotation. (Without Recorder-Processing of Purchase Order will be delayed). Contact Cashco for Assistance.

POSITION 11 - RANGE SPRINGS			
Spg. Chamber Option	Steel Range Spring		CODE
	psig	(Barg)	
Std.	5 - 30	(.34-2.1)	A
	10 - 80	(.69-5.5)	1
	70-140	(4.8-9.7)	2
	125-200	(8.6-13.8)	3
Opt-80 *	180-300	(12.4-20.7)	4
	270-400	(18.6-14.5)	5
	360-500	(24.8-34.5)	6

* Opt-80 High Outlet Pressure construction.

POSITION 12 - TRIM VARIATIONS			
Description	Option	CODE	
No Option	--	0	
For Special Construction Contact Cashco for Special Product Code.	SPQ	X	

POSITION 13 - FEATURE OPTIONS			
Description	Option	CODE	
No Option	-	0	
Handwheel.	-2	2	
Panel Mounting - (Opt-2 included).	-22	C	

POSITION 14 - SPRING CHAMBER OPTIONS			
Description	Option	CODE	
No Option	-	0	
Vent Tap.	-25	D	

POSITION 16 - CERTIFICATE OPTIONS			
Description	Option	CODE	
No Option	-	0	
NACE Const.:SST/SST/XX Per MR0175, S40, S40M Trims.	-40SST	K	
Special Cleaning: Per Cashco Spec #S-1134. W/ properly selected mat'ls. Suitable for Oxygen Service.	-55	M	
Special Cleaning: Per Cashco Spec #S-1542.	-56	N	

Cashco, Inc.
P.O. Box 6
Ellsworth, KS 67439-0006
PH (785) 472-4461
Fax. # (785) 472-3539
www.cashco.com
email: sales@cashco.com
Printed in U.S.A. 1465-TB

Cashco GmbH
Handwerkerstrasse 15
15366 Hoppegarten, Germany
PH +49 3342 30968 0
Fax. No. +49 3342 30968 29
www.cashco.com
email: germany@cashco.com

Cashco do Brasil, Ltda.
Al.Venus, 340
Indaiatuba - Sao Paulo, Brazil
PH +55 11 99677 7177
Fax. No.
www.cashco.com
email: brazil@cashco.com