

numatics®

PG6J80 Series

Six Jaw Gripper with Ejectors



www.numatics.com

PG6J80 Series 6 Jaw Gripper with Ejectors

Features and Benefits	3
How To Order	3
Dimensions and Specifications	4
Switch Information	5-6

The series 6 finger gripper design utilizes a dual acting piston to open and close gripper jaws. All six jaws are synchronized for accurate positioning. The included ejectors operate independent of the gripper jaws, providing a convenient method to strip parts from the jaws. An example of this could be expanding an o-ring and pushing it on to the desired part.

A. Body

Hardcoat, anodized, PTFE impregnated aluminum, lightweight durable.

B. Jaws


T-slot design for superior load bearing support, six jaws in synchronized parallel motion.

C. Ejectors

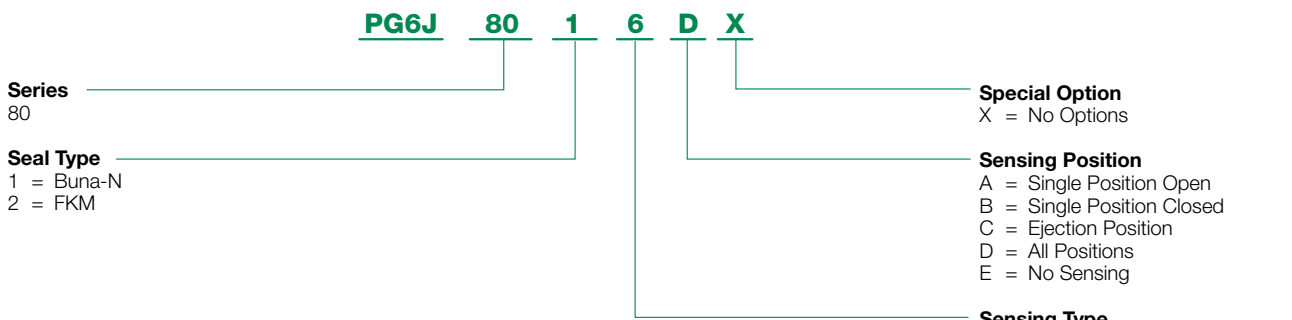
Independent motion from jaws. Single acting, air pressure to extend, spring return. All ejectors extend and retract together.

D. Stroke adjustment

Easy access stroke adjustment screw provides precise controllability of jaw travel. Locking jam nut secures adjusted position.



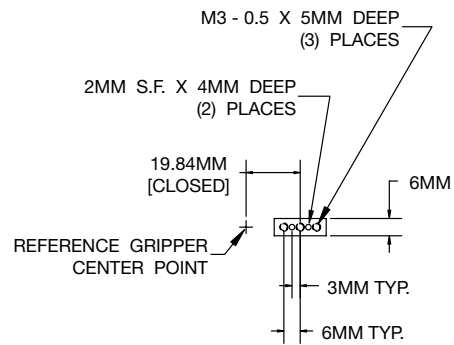
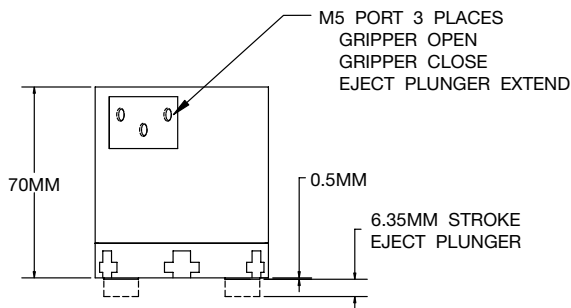
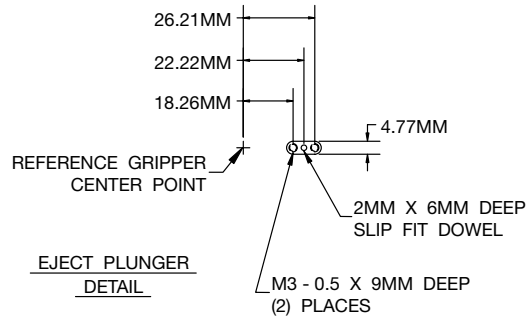
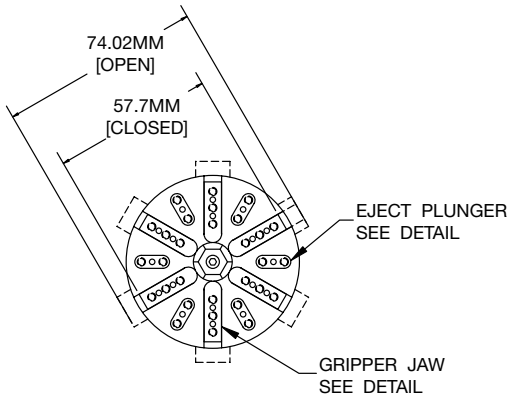
How to Order



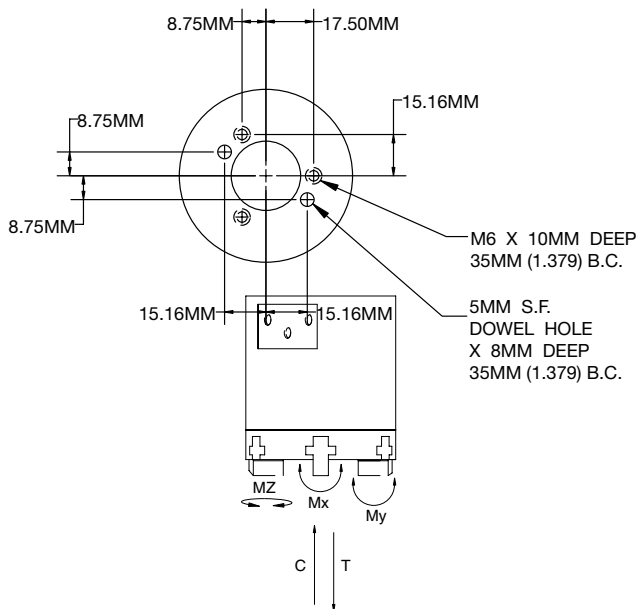
When ordering additional switches:

Switch Description	Standard Part No.	Quick Disconnect Part No.
Prox Switch - PNP (Sourcing)	PROX-65FL2-PN	PROX-65QDS-P
Prox Switch - NPN (Sinking)	PROX-65FL2-PN	Not Available
Quick disconnect Cable	-	PXCST
90° 5 meter cable	-	PXC90

PG6J80 Series



GRIPPER JAW
DETAIL



Specifications

	PG6J80
Grip Force @ 100 psi	81 lbs
Stroke (Spreading Jaw)	0.640 Adjustable
Stroke (Ejecting Jaws)	0.250
Repeatability	+/- 0.002
Bore Dia.	1.0
Operating Temp.	
Buna-N	-30° to 180°F
FKM	-20° to 300°F
Max. Actuation Speed	0.2 sec
Unit Weight	1.25 lbs
Maximum Pressure	150 psi

Jaw Loading	PG6J80
C-compression	60 lbs.
T-tension	60 lbs.
Mx	60 in.-lbs.
My	60 in.-lbs.
Mz	60 in.-lbs.

PG6J80 Series O-Ring Gripper

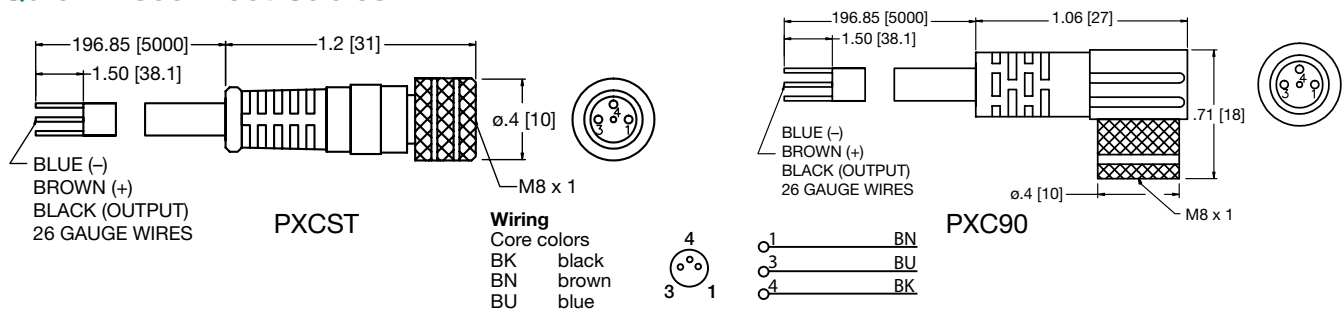
Series	Bracket P/N
PG6J80	N99-1202



Sensor Description	Standard Cord Set	Quick Disconnect
Prox PNP	PROX-65FL2-PN	PROX-65QDS-P
Prox NPN	PROX-65FL2-PN	Not Available

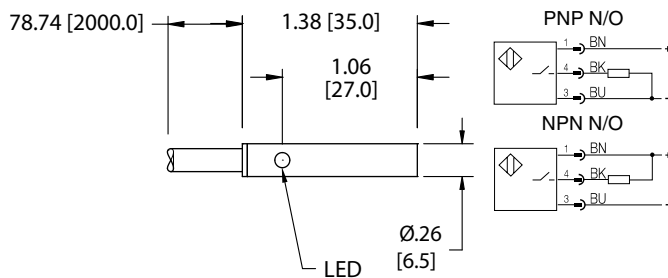
See page 20 for sensor specifications

Quick Disconnect Cables



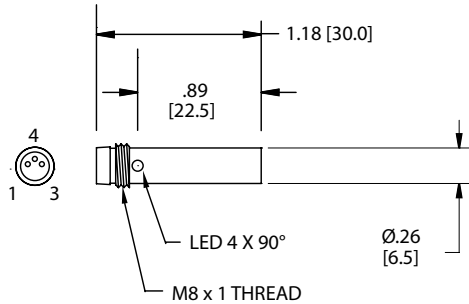
Order Code	Type	Operating Voltage	Current Rating	Cable Material	Protection	Connector
PXCST	Straight 5 m Cable (3 x 26 Gauge wire)	60 AC/75 DC	3 A	PUR	IP 68, III	M8
PXC90	90° 5 m Cable (3 x 26 Gauge wire)	60 AC/75 DC	3 A	PUR	IP 68, III	M8

Prox Switch (PNP & NPN NO) Flying Leads - PROX-65FL2-PN



Electrical Design	DC PNP/NPN
Output	Normally Open
Operating Voltage	10-36 VDC
Current Rating	200 mA
Minimum Load Current	4 mA
Leakage Current	< .8mA
Short Circuit Protection	No
Overload Protection	No
Reverse Polarity Protection	No
Voltage Drop	< 2.6V
Real Sensing Range	1mm ± 10%
Switching Frequency	> 900 Hz
Ambient Temperature	-25°C to 80°C
Protection	IP 67
Switch-Point Drift	-10 - 10% OF Sr
Hysteresis	1 - 15% OF Sr
Operating Distance	0 - .8mm
Correction Factor	
Housing Material	Mild Steel=1, Stainless Steel=,7, Brass=,5, Alum.=,4, Copper=,3
Function Display Switching Status	Brass with Bronze Coated Yellow LED
Connection	PVC Cable, 2m, 3 x .14mm2

Prox Switch (PNP NO) 8 mm connector - PROX-65QDS-P



Electrical Design	3-Wire DC PNP
Output	Normally Open
Operating Voltage	10-30 VDC
Current Rating	100 mA
Short Circuit Protection	Yes (Non Latching)
Overload Protection	Yes
Reverse Polarity Protection	Yes
Voltage Drop	< 2.5 V
Current Consumption	< 15 mA
Real Sensing Range	2mm ± 10%
Switching Frequency	> 1500 Hz
Ambient Temperature	-20°C to 70°C
Protection	IP 67*, III
Switch-Point Drift	-10 - 10% OF Sr
Hysteresis	1 - 15% OF Sr
Operating Distance	0 - 1.62mm
Correction Factor	Mild Steel=.1, Stainless Steel=.7, Brass=.5, Alum.=.4, Copper=.3
Housing Material	Housing: High Grade Stainless; Active Face: LCP
Function Display Switching Status	Yellow LED (4 X 90°)
Connection	M8 Connector
Remarks	cULus- Class 2 Source Required *If Screwed On



*Switches are not designed for wet environments. Please see your distributor for additional information.



World Class Supplier of Pneumatic Components



World Headquarters

USA Numatics, Incorporated

46280 Dylan Drive
Novi, Michigan 48377

P: 248-596-3200
F: 248-596-3201

Canada Numatics, Ltd

P: 519-758-2700
F: 519-758-5540

México - Ascomatica SA de CV

P: 52 55 58 09 56 40 (DF y Area metropolitana)
P: 01 800 000 ASCO (2726) (Interior de la República)
F: 52 55 58 09 56 60

Brazil Ascoval Ind.e Comercio Ltda

P: (55) 11-4208-1700
F: (55) 11-4195-3970