








# PROPORTIONAIR

THE FUTURE OF CONTROL™

## PRODUCT CATALOG



*Electro-Pneumatic  
 Control Valves Vacuum to 1000 psi,  
 Pressure Regulators and Accessories  
 Vacuum to 7000 psi, Flow Controls*



- ANALOG
- DIGITAL
- SERIAL



# ABOUT PROPORTION-AIR

**Closed loop electro-pneumatic controls are Proportion-Air, Inc.'s only business.  
Their competitors are making thousands of products one way.  
Proportion-Air, Inc. manufactures one product thousands of ways.**

## HISTORY

Proportion-Air, Inc. is a manufacturer of electronic air pressure regulators and air flow control valves. Proportion-Air, Inc. was founded in 1985 by corporate President Daniel E. Cook to capitalize on the sales and marketing prospects of the unique invention of an electronic air pressure regulator. This air pressure device was designed to accept a variety of electronic analog and digital signals in order to control pneumatic pressures with extreme accuracy while negating the effects of vibration, mounting position or environmental concerns.

## THE PEOPLE

Proportion-Air's biggest asset has always been its people. Many companies offer similar products, but you can't get a straight answer when you call them for help. Proportion-Air not only offers superior products, but it has the experienced people to back up those products. Their sole focus is electronic control of pressure and flow and this focus shows in the products. Call them and find out for yourself.

## WIDE VARIETY

Proportion-Air offers a large family of electronic air pressure regulators and air flow control valves that allow you to select the best product to match your exact application requirements. Whether you have specific package dimensions, housing requirements or an uncommon electrical interface, Proportion-Air has a product family to match your application.

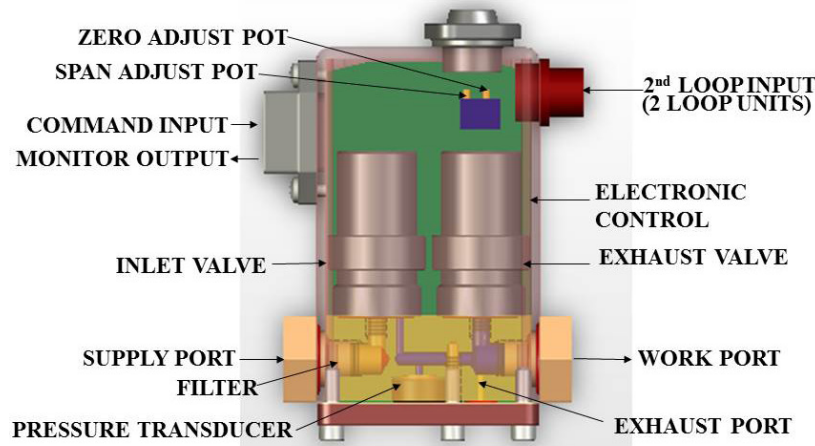
## WHERE OTHERS FEAR

Proportion-Air goes where others fear to tread, vacuum control, vacuum through positive pressure, absolute pressure, inches of water column, or direct control up to 1000psi. This variety of outputs can be controlled by an equally diverse range of calibration electrical inputs including analog, digital and serial communications. Their years of engineering and design experience gives them the confidence to take on the most problematic and exacting applications.

## ADVANCED TECHNOLOGY

Proportion-Air handles these difficult requirements with unique advanced control technology resulting in products with superior accuracy, resolution and repeatability. This refinement of performance does not mean they are delicate. All Proportion-Air products are built tough to handle the most adverse environments. Proportion-Air's advanced "dual loop" technology allows closed loop control using many different downstream sensors in order to control many different processes and applications.

**Proportion-Air has Become the Future of Control  
by Setting the Benchmark in Advanced Pneumatic Control Technology**



1

## **PRESSURE CONTROL**

### **Advanced Pneumatic Control Technology**

Many manufacturing processes demand the need for closed loop pneumatic pressure control. Control loops are a chain of events or processes that always lead back to the point of origin. The feedback loop allows the system to achieve the greatest level of accuracy. Since Proportion-Air is committed to providing the customer with exceptional products and service to meet this demand, all Proportion-Air electro-pneumatic control valves utilize closed loop control technology. Proportion-Air manufactures both single and dual closed loop control valves.

Single loop control valves have a built in pressure transducer that constantly monitors control pressure. When an electronic command signal is given, the “commanded pressure” is compared to the actual pressure and the inlet or exhaust solenoid, and valves are activated until desired pressure is achieved. Dual loop control valves expand on the single loop operation by combining an additional feedback input (in conjunction with the internal transducer) from another external sensing device. The ability of the dual loop to accept electrical feedback from an external sensor allows precise control of conditions such as pressure of large volume systems, force, torque, vacuum, position, and flow.

Proportion-Air carries a selection of volume boosters and sensors to interface with dual loop model valves to meet a variety of applications.





# PRESSURE CONTROL

## QB1T/QB2T

- Pressure Range: Full vacuum to 175 psig (12 bar)
- Accuracy/Repeatability: +/- 0.2% F.S. / +/- 0.02% F.S.
- Max Flow: 1.2 scfm (34 slpm)
- 1/8" NPT Ports

The QB1T & QB2T electro-pneumatic closed loop pressure control valves are in a compact IP65 rated housing. Analog monitor output is standard, select 0-10 VDC or 4-20 mA. The dual loop accepts a feedback signal from a wide range of external sensors.

These valves are unaffected by mounting position or vibrations to 25Gs. They operate with standard industrial air filtered to 40 micron while not consuming air in a steady state, reducing operating cost.

These units can be assembled to an air pilot regulator (volume booster) for higher flows up to 3,000 SCFM, higher pressures to 7,000 psig and control of various gaseous and liquid media.

Optional digital display shown is available.



## QB1S/QB2S

- Pressure Range: Full vacuum to 500 psig (34 bar)
- Accuracy/Repeatability: +/- 0.25% F.S. / +/- 0.05% F.S.
- Max Flow: 1.2 scfm (34 slpm)
- 1/8" NPT Ports

The QB1S & QB2S electro-pneumatic closed loop air pressure control valve are in a compact package in IP65 housing. Analog monitor output is standard, select 0-10 VDC or 4-20mA. The dual loop design accepts a feedback signal from a wide range of external sensors.

These valves are unaffected by mounting position or vibrations to 25Gs. They operate with standard industrial air filtered to 40 micron while not consuming air in a steady state, reducing operating cost.

These units can be assembled to an air pilot regulator (volume booster) for higher flows up to 3,000 SCFM, higher pressures to 7,000 psig and control of various gaseous and liquid media.

Optional digital display is available.





# PRESSURE CONTROL

## QB1X/QB2X

- Pressure Range: Full vacuum to 175 psig (12 bar)
- Accuracy/Repeatability: +/- 0.2% F.S. / +/- 0.02% F.S.
- Max Flow: 1.2 scfm (34 slpm)
- 1/8" NPT Ports

The QB1X & QB2X electro-pneumatic closed loop pressure control valves are in a compact IP65 rated housing. Analog monitor output is standard, select 0-10 VDC or 4-20 mA. The dual loop accepts feedback from signal from a wide range of external sensors. Available with an aluminum or 303 stainless steel manifold.

These valves are unaffected by mounting position or vibrations to 25Gs. They operate with standard industrial air filtered to 40 micron while not consuming air in a steady state, reducing operating cost.

These units can be assembled to an air pilot regulator (volume booster) for higher flows up to 3,000 SCFM, higher pressures to 7,000 psig and control of various gaseous and liquid media. Optional digital display is available.




## MM1/MM2

- Pressure Range: Full vacuum to 175 psig (12 bar)
- Accuracy/Repeatability: +/- 0.2% F.S. / +/- 0.02% F.S.
- Max Flow: 1.2 scfm (34 slpm)
- 1/8" NPT Ports

The MM1 & MM2 electro-pneumatic closed loop air pressure control valves are available with DIN rail, panel mount or up to 12 station sub-base manifold mounting. Analog monitor output is standard, select 0-10 VDC or 4-20mA. Jumper selectable command 0-10 VDC or 4-20 mA.

Common supply and exhaust ports on sub-base manifold for easy plumbing. Adjustable dead band allows field tuning of system stability. The dual loop design accepts feedback signal from a wide range of external sensors.



# PRESSURE CONTROL

## QB3

- Pressure Range: Full vacuum to 150 psig (10 bar)
- Accuracy/Repeatability: +/- 0.25% F.S. / +/- 0.2% F.S.
- Max Flow: 30 scfm (850 slpm)
- 1/4" NPT Ports

The QB3 is a complete electronic pressure regulator package consisting of two feed and bleed solenoid valves, a control circuit, a pressure transducer, an integral air pilot operated volume booster and a rugged IP65 housing.

Analog monitor output is standard, select 0-10 VDC or 4-20 mA. Select 0-10 VDC or 4-20 mA differential command signal.

Available options include digital display, manifold mount, a variety of wetted elastomers and brass body version cleaned for oxygen service.



## QB3H

- Pressure Range: Full vacuum to 500 psig (34 bar)
- Accuracy/Repeatability: +/- 0.5% F.S. / +/- 0.2% F.S.
- Max Flow: 50 scfm (1,416 slpm)
- 3/8" NPT Ports (1/2" optional)

The QB3H electronic pressure regulator consists of two solenoid valves which add or subtract pressure to the pilot of an integral volume boosting regulator. An internal stainless steel pressure sensor measures the high pressure output of the integral volume booster and sends this signal to the on-board controller.

Available in lightweight aluminum, stainless steel or oxygen service compatible brass bodies.



# PRESSURE CONTROL

## QL3

- Pressure Range: 0-5 psig through 0-125 psig (8.6 bar)
- Accuracy/Repeatability: +/- 0.4% F.S. / +/- 0.05% F.S.
- Max Flow: 25 scfm (708 slpm)
- 1/4" NPT Ports

The QL3 electro-pneumatic closed loop pressure control valves are in a compact IP65 rated housing. The QL3 allows high volumes of air to move quickly and precisely using proportional solenoid valves with a unique analog PID circuit. Ideal for use with flow meters, it provides high resolution and smooth pressure control at high and low flow rates and avoids the "steps" prevalent in most feed and bleed I/P's. The output is proportional to the input command signal.

Analog monitor output is standard, select 0-10 VDC or 4-20 mA. Select 0-10 VDC or 4-20 mA differential command signal. Available options include digital display and manifold mount.



## QB4

- Pressure Range: Full vacuum to 150 psig (10 bar)
- Accuracy/Repeatability: +/- 0.4% F.S. / +/- 0.3% F.S.
- Max Flow: 200 scfm (5,663 slpm)
- 1/2" NPT Ports

The QB4 is made up of two solenoid valves, an internal pressure transducer and an electronic control circuit mounted to an integral volume booster in a compact IP65 rated housing. Output pressure is proportional to an electrical input (command signal). Command signals come in a choice of either a differential 0-10 VDC or 4-20 mA. The QB4 also provides an electrical monitor signal for output to a panel meter or controller for data acquisition or quality assurance needs. It is the actual work pressure that is sensed and fed back to the control circuit so any mechanical hysteresis of the air piloted volume booster is automatically compensated for allowing for extraordinary accuracy and repeatability.

Optional digital display is available.





# PRESSURE CONTROL

## GP1/GP2

- Pressure Range: Full vacuum to 1000 psig (69 bar)
- Accuracy/Repeatability: +/- 0.25% F.S. / +/- 0.2% F.S.
- Max Flow: 10 scfm (283 slpm)
- 1/8" NPT Ports

The GP1 & GP2 high pressure control pressure valve offers precision pressure control without the need for a ratio amplifier. This series includes a power and status indicator LED and is field serviceable.

Analog monitor output is standard, select 0-10 VDC, 4-20 mA TTL. Select 0-10 VDC or 4-20 mA differential command signal. Available options include digital display and manifold mount. The GP1 & GP2 can be assembled to a volume booster for higher flow or a ratio amplifier for higher pressure. High resolution model is available with 0.012 inch orifice valves.



# PROPORTIONAL PRESSURE CONTROL

## QPV1/QPV2

- Pressure Range: Full vacuum to 150 psig (10 bar)
- Accuracy/Resolution: +/- 0.25% F.S. / up to +/- 0.005% F.S.
- Max Flow: 1 scfm (28 slpm)
- 1/8" NPT Ports

The QPV is an ultra-high resolution electro-pneumatic closed loop proportional pressure control valve. The QPV utilizes a variable orifice valve on the inlet side which eliminates the digital steps of traditional ON/OFF solenoid: The field adjustable hysteresis potentiometer allows users to virtually eliminate the dead-band of the control circuit, resulting in superior system resolution. Ideal for very sensitive applications such as leak testing at low pressures and dispensing applications.

Analog monitor output is standard, select 0-10 VDC or 4-20mA. The dual loop design accepts feedback signal from a wide range of external sensors. The QPV2 accepts feedback signal from F-Series flow transducer for closed loop flow control. It also accepts external feedback of pressure, vacuum or force. Optional digital display is available.



# PROPORTIONAL PRESSURE CONTROL

## MPV1/MPV2

- Pressure Range: Full vacuum to 150 psig (10 bar)
- Accuracy/Resolution: +/- 0.25% F.S. / up to +/- 0.005% F.S.
- Max Flow: 1 scfm (28 slpm)
- 1/8" NPT Ports

The MPV is an ultra-high resolution electro-pneumatic closed loop proportional pressure control valve. It utilizes a variable orifice valve on the inlet side which eliminates the digital steps of a traditional ON/OFF solenoid: The field adjustable hysteresis potentiometer allows users to virtually eliminate the dead-band of the control circuit, resulting in superior system resolution. Ideal for very sensitive applications such as leak testing at low pressures and dispensing applications.

Common supply inlet and exhaust ports with manifold mount assembly. MPV2 accepts feedback signal from an F-Series flow transducer for closed loop flow control. Also accepts external feedback of pressure, vacuum or force. DIN rail, panel mount or up to 12 stations sub-base manifold mounting options available.



## SPV1/SPV2

- Pressure Range: Full vacuum to 150 psig (10 bar)
- Accuracy/Repeatability: +/- 0.25% F.S. / +/- 0.02% F.S.
- Max Flow: 1 scfm (28 slpm)
- 1/8" NPT Ports

The SPV is a high resolution electro-pneumatic closed loop proportional pressure control valve. It uses a variable orifice inlet valve which eliminates the digital steps of traditional ON/OFF solenoid: The field adjustable hysteresis potentiometer allows users to virtually eliminate the dead-band of the control circuit, resulting in superior system resolution. Its small foot print makes it a space saver.



# INTRINSICALLY SAFE PRESSURE

## ISQB1

- Pressure Range: up to 150 psig (10 bar)
- Accuracy/Repeatability: +/- 0.5% F.S. / +/- 0.2% F.S.
- Max Flow: 1.2 scfm (34 slpm)
- 1/8" NPT Ports

The ISQB1 is an intrinsically safe-Factory Mutual (Class I, II, III, Division 1 Groups C, D, E, F, G) electro-pneumatic closed loop pressure control valve. Offered with standard 4-20 mA analog command signal. It can be assembled to air piloted regulator for high flow, higher pressure and various media control.



## ISF1

- Pressure Range: Full vacuum to 150 psig (10 bar)
- Accuracy/Repeatability: +/- 0.5% F.S. / +/- 0.2% F.S.
- Max Flow: 1.2 scfm (34 slpm)
- 1/8" NPT Ports

Hazardous media such as natural gas can be directly controlled with the ISF1 intrinsically safe-Factory Mutual (Class I, Division 2 Groups C, D) electro-pneumatic closed loop pressure control valve. Offered with standard 4-20 mA analog command signal and 12-14.5 VDC supply voltage. Can be assembled to air piloted regulator for high flow, higher pressure and various media control.





# FLOW MONITORS

## F-SERIES

- Pressure Range: up to 150 psig (10 bar)
- Accuracy/Repeatability: +/- 4% F.S. / +/- 0.25% F.S.
- Max Flow: 250 scfm (7,079 slpm)
- 1/4" to 1 1/2" NPT Ports Available

FR flow monitor is a pressure regulated mass flow transducer which provides flow measurement in real time, less than 10ms. There are no moving parts and it is immune to vibration up to 25G. They operate with standard industrial air filtered to 40 micron while not consuming air in a steady state, reducing operating cost. Saturated or lubed air will not affect performance.

It is an ideal flow monitoring device where real time flow measurement is critical to a process. Analog outputs of 0-10 VDC and 4-20 mA are available. It can be teamed up with a Proportion-Air flow controller for closed loop flow control. The FR flow monitor can be calibrated for a variety of inert gases. Pressure compensated models also available.

Optional digital display shown is available.

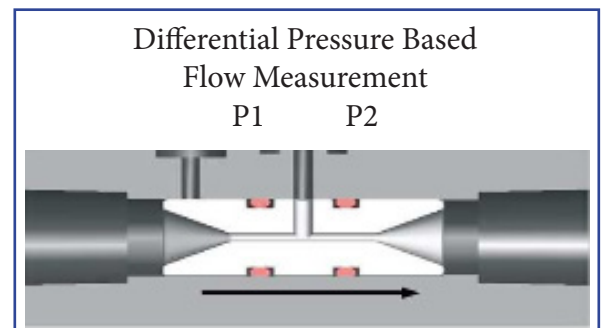


### FLOW CONTROL

#### Real-time flow control meets the challenges of "high cycle" production.

The high cycle rates of many manufacturing processes call for flow control that reacts immediately to system changes. Most flow meters monitor the flow by sensing physical changes in resistance or temperature then using this information to calculate and output the result. These devices are relatively slow with update rates from one or two hundred milliseconds to several seconds. These lengthy update times are often so slow that the cycle is complete before the actual flow rate can be determined.

PROPORTION-AIR'S F-series flow monitor senses differential pressure across a calibrated venturi. Its output is virtually instantaneous <10 ms and is continuous.



# CLOSED LOOP FLOW CONTROL

## FQPV2

- Pressure Range: up to 150 psig (10 bar)
- Accuracy/Repeatability: +/- 4% F.S. / +/- 0.25% F.S.
- Max Flow: 1 scfm (28 slpm)
- 1/4" to 1 1/2" NPT Ports Available

The FQPV/F-Series closed loop flow control are in a compact IP65 rated housing. The FQPV compares the command signal from the customer's controller with feedback from the F-Series flow transducer for active closed loop control. The unit controls the flow of air & variety of inert gases.

These assemblies are unaffected by mounting position or vibrations to 25Gs. They operate with standard industrial air filtered to 40 micron while not consuming air in a steady state, reducing operating cost.

Minimum inlet pressure 15 psi.




## FQB3

- Pressure Range: up to 150 psig (10 bar)
- Accuracy/Repeatability: +/- 4% F.S. / +/- 0.25% F.S.
- Max Flow: 25 scfm (708 slpm)
- 1/4" to 1 1/2" NPT Ports Available

The FQB3/F-Series can be used for closed loop flow control. The FQB3 compares the command signal from the customer's controller with feedback from the F-Series flow transducer for active closed loop control. This series offers a flow monitor and control valve assembly with a < 10 ms response time.

A variety of command signals available on the FQB3. The assembly operates with standard industrial air filtered to 40 micron while not consuming air in a steady state, reducing operating cost. Saturated air and lubed air will not affect performance. Optional digital display is available.




# CLOSED LOOP FLOW CONTROL

## FQB2/PSR

- Pressure Range: up to 150 psig (10 bar)
- Accuracy/Repeatability: +/- 4% F.S. / +/- 0.25% F.S.
- Max Flow: 250 scfm (7,079 slpm)
- 1/4" to 1 1/2" NPT Ports Available

The FQB2/PSR/F-Series allows for high flow closed loop flow control offering active "real time" flow control. The FQB2 compares the command signal from the customer's controller with feedback from the F-Series flow transducer for active closed loop control. Pressure compensated model controls flow regardless of input pressure fluctuation. They can be used to repeatably control the velocity of pneumatic cylinders.

Standard industrial air quality filtered to 40 micron will not harm this controller. Saturated air and lubed air will not affect performance.



# FLOW VALVE

## FCV

- Pressure Range: up to 250 psig (17 bar)
- Accuracy/Resolution: +/- 5% F.S. / +/- 0.3% F.S.
- Valve Cv = 0 to 19 Linear to Command
- 303 Stainless Steel Valve Body

The FCV flow control valve is a robust flow control product that compares a command signal input with feedback from an on-board LVDT to proportionally control Cv. The maximum valve travel is 1 inch. An analog monitor output showing position of the plug from the seat can be used for data acquisition. A double-lip radial seal takes the place of standard valve packing so packing nut adjusting is eliminated. Seal replacement and seat replacement can be accomplished without removing the valve body from piping.

The FCV is available with 0-10 VDC differential or 4-20 mA differential command signal. Valve position monitor can be 0-10 VDC or 4-20 mA. Parabolic valve trim allows output to be linear and proportional to command input. Reduce trim of 3/4" available. The FCV contains a replaceable seat and trim.





# PRESSURE TRANSDUCER

## DS SERIES

- Pressure Range: Full vacuum to 7000 psig (483 bar)
- DS Accuracy/Repeatability: +/- 0.2% F.S. / +/- 0.02% F.S.
- DST Accuracy/Repeatability: +/- 0.5% F.S. / +/- 0.25% F.S.
- For air, gases and liquids (stainless steel optional)
- 1/4", 1/8" NPT and BSPT

The DS Series pressure transducers offer high accuracy, cost effective pressure transducers for vacuum only, vacuum through positive pressure or positive pressure only. The lowest calibrated positive pressure range is 0-2 inches water column. The shallowest calibrated vacuum range is 0-2 inches water column.

The DS Series provides wide pressure ranges from vacuum through 7000 psig (482.6 bar) and field adjustable zero and span potentiometers. Available for either voltage or current outputs.



## DSL

- Pressure Range: Full vacuum to 30 psig (2 bar)
- Accuracy/Repeatability: +/- 0.2% F.S. / +/- 0.02% F.S.
- For air and inert gases
- 10-32 Pneumatic Connection

The DSL is a transducer which senses gauge vacuum and positive pressure and converts this to a 0-10 VDC analog electrical output signal. The 0-10 VDC output signal is a linear ratio to the sensed pressure. The device output signal is independent of the supply voltage. It can be calibrated any range of pressure from full vacuum up to 30 psig (2 bar).

The DSL utilizes piezo-resistive strain gauge sensor housed in a miniature rugged anodized aluminum canister. A strain relief protects the wiring from excessive pulling force. Multiple cord lengths available.



# PRESSURE TRANSDUCER

## DSM

- Pressure Range: Full vacuum to 175 psig (12 bar)
- Accuracy/Repeatability: +/- 0.2% F.S. / +/- 0.02% F.S.
- Two independent transducers in one package
- 1/8" NPT Ports

DS series pressure transducers accurately measure pressure of gases. The output is an electrical signal based on the measurement of pressure. The DSM has two separate analog outputs. Conditioning of the electrical signal from the strain gauge sensor gives either 0-10 VDC, 4-20 mA or serial output. The electrical output is a linear ratio of the pressure sensed. The DSM can also serve as a pressure switch.

The DSM series transducer is enclosed in a rugged NEMA4 aluminum housing with an alternating push button display. The DSM measures pressure using a piezo-resistive semiconductor sensor chip.



# ULTRASONIC SENSOR

## US1

- Ultrasonic sensor
- Provides non-contact position sensing
- Variety of analog outputs
- Analog output is proportional to distant measured
- Range of operation is field scalable
- Detects objects from 6.5 inches (0.17 meters) to 37 feet (11.3 meters)
- Field adjustable distance settings
- Includes two field adjustable switch settings
- RS-232 compatible



## US2


- Ultrasonic sensor
- Non-contact sensing, 1.7 inches (0.04 meters) to 14 ft (4.2 meters)
- Rugged stainless housing
- Analog output proportional to distance measured
- User-adjustable settings for application flexibility
- LED indication of target status (In range, no target, too close)



# PRESSURE REGULATORS

## PSR

- Max Outlet Pressure: up to 200 psig (14 bar)
- Port Sizes: ¼" to 1 ½" NPT
- Max Forward Flow: 700 scfm (19,822 slpm)
- Relief Flow: 12 scfm (340 slpm)



## R000B & R000C

- Max Outlet Pressure: up to 300 psig (21 bar)
- Port Sizes: 1 ½" & 2" NPT
- Max Forward Flow: 2000 scfm (56,633 slpm)
- Relief Flow: 200 scfm (5,663 slpm)



## RM SERIES

- Max Outlet Pressure: up to 300 psig (21 bar)
- Port Sizes: ¼" to 1 ¼" NPT
- Max Forward Flow: 550 scfm (15,574 slpm)
- Relief Flow: 200 scfm (5,663 slpm)



## RV SERIES (Vacuum)

- Max Outlet Pressure: 0 to 29.9 inches Hg Vacuum (0 to 759 mm Hg)
- Port Sizes: ¼" to 1 ½" NPT
- Max Forward Flow: 45 scfm (1,274 slpm)



## RP SERIES

- Max Outlet Pressure: up to 350 psig (24 bar)
- Port Sizes: ½" , ¾" and 1" NPT
- Max Forward Flow: 250 scfm (7,079 slpm)
- Oxygen Clean Available





# PRESSURE REGULATORS

## RG2712 & RG2713

- Max Outlet Pressure: up to 150 psig (10 bar)
- Port Sizes: ¼" & 3/8" NPT
- Max Forward Flow: 45 scfm (1,274 slpm)
- Relief Flow: 11 scfm (311 slpm)



## RG0003

- Max Outlet Pressure: up to 100 psig (6.9 bar)
- Port Sizes: ¼" NPT
- Max Forward Flow: 1 Gal/min (3.7 Lit/min)
- Stainless Steel Available
- For Liquids



## RG873V

- Max Outlet Pressure: up to 6000 psig (414 bar)
- Port Sizes: ¼" inlet & ½" outlet NPT
- Max Forward Flow: 150 scfm (4,248 slpm)
- Self Venting



## RQ

- Max Outlet Pressure: up to 250 psig (17 bar)
- Port Sizes: ¼" to 1 ¼" NPT
- Max Forward Flow: Max Flow: 700 scfm (19,822 slpm)
- Relief Flow: 120 scfm (4,000 slpm)



## RG1262 & RG1262-1500

- Max Outlet Pressure: up to 6000 psig (414 bar)
- Port Sizes: ¼" NPT
- Ratio Regulators: 45:1 and 15:1
- Flow Coefficient (Cv): 0.05
- Self Venting



# POTENTIOMETER

## DC

- Rotary potentiometer command signal generators
- Signal conditioned to provide a linear analog output signal
- Available as 0-10 VDC or 4-20 mA output signal
- Available in one-turn and ten-turn design
- Available with numeric indicator



# IN-LINE FILTER

## FPP

- 1/8, 1/4, 3/8, 1/2 inch NPT
- 40 - 100 micron filtration
- Brass construction standard
- Stainless Steel version available
- Compact size
- Low pressure drop



# PANEL METER

## PM-1

- 3-1/2 digit panel meter display
- LED is visible in almost any application environment
- 200 mA maximum power requirement
- 15 VDC power is standard
- Optional 12 to 24 VDC power



## PM-3

- 3-1/2 digit panel meter display
- LCD display
- 100 mA maximum
- 12-15 VDC power standard
- Optional 24 VDC power



## PM-4

- 4-1/2 digit LED panel meter display
- LED is visible in almost any application environment
- 225 mA maximum power
- 8 VDC to 18 VDC power



# POWER SUPPLY


## PS4515 & PS4524

- 15 VDC (PS4515) or 24 VDC (PS4524) output voltage
- 2.8 A (PS4515) or 2.0 A (PS4524) output current
- 110 to 240 VAC input power
- DIN rail mounted
- Built in EMI filter, low ripple noise
- High efficiency, low working temperature
- CE & UL approved




## PS300

- 15 VDC output voltage, 600 mA output current
- 110 or 220 VAC input power options
- Power indicator LED
- Safety fuse protected



## SELECT 6

- 15 VDC output voltage, 600 mA output current
- Combination of 15 VDC power supply and command voltage generator
- Allows up to six user adjustable voltage outputs
- Can be configured with remote potentiometers
- Wide range of select inputs and power voltage in both AC or DC
- Safety fuse protected






# ETHERNET MODULE

## ETH2IX20

- Two isolated analog voltage/current outputs
- Two isolated analog voltage/current inputs
- Redundant input power
- Power excitation per input
- Ethernet port for communication
- Supporting ModbusTCP protocol
- Web based monitoring, charting and data logging
- HTTP/HTTPS POST to cloud based applications
- Email and text message alert notification
- Can control an analog device via Smart Phone.
- Authentication, up to 256-bit encryption, SSL, SSH



This is a compact DIN-rail or wall mount solution that enables analog sensors (voltage or current) to easily and transparently send real-time data to any node on the Internet or to a Cloud-based application. It also converts Ethernet to analog commands so analog controlled devices can be directly controlled from a computer or other Ethernet generating device. There are two analog puts for this function.

Compatible with some of the most popular off-the-shelf data acquisition systems such as LabVIEW™ and DASLab™, the converter is an ideal solution for remote monitoring and data logging of critical events in process control and automation applications.

With its compact and efficient design, it can be affordably installed in dispersed or remote locations.

In applications where analog sensors and controllers are used, it can be configured to send alarms via email when the analog I/O readings are outside predefined ranges.

These alarms allow control engineers to take immediate corrective action when certain thresholds are met.

Its embedded web server makes it possible to monitor the inputs and the outputs, chart, or log the data using browsers on computers, smartphones, and tablets from anywhere in the world.

Some examples of analog sensors that can be connected to the converter: pressure, flow, level, force, weight, gas/air quality, temperature, etc.

**Control a process, monitor readings, chart graphs, and log data by just using an Internet web browser.**

# NOTES

---

---

---

---

---

---

---

---

---

---

---

---

---

---

---

---

---

---

---

---

---

---

---

---

---

---

---





---

---

---



Proportion-Air offer you the technical knowledge, expertise and capabilities that have developed concepts into the foremost control products in operation around the world.



**HANDCRAFTED  
IN THE USA** 

**PROPORTION-AIR, INC. 8250 N. 600 West, P.O. Box 218  
McCordsville, Indiana USA 46055  
Phone 317-335-2602 Fax 317-335-3853  
[www.proportionair.com](http://www.proportionair.com) [info@proportionair.com](mailto:info@proportionair.com)**

**WE MAKE ONE PRODUCT THOUSANDS OF WAYS**



**ISO  
9001:2008  
CERTIFIED**

Proportion-Air products are warranted to the original purchaser only against defects in material or workmanship for one (1) year from the date of manufacture. The extent of Proportion-Air's liability under this warranty is limited to repair or replacement of the defective unit at Proportion-Air's option. Proportion-Air shall have no liability under this warranty where improper installation or filtration occurred.

All specifications are subject to change without notice. THIS WARRANTY IS GIVEN IN LIEU OF, AND BUYER HEREBY EXPRESSLY WAIVES, WARRANTIES OR LIABILITIES, EXPRESS, IMPLIED OR STATUTORY, INCLUDING WITHOUT LIMITATION ANY OBLIGATION OF PROPORTION-AIR WITH REGARD TO CONSEQUENTIAL DAMAGES, WARRANTIES OF MERCHANTABILITY, DESCRIPTION, AND FITNESS FOR A PARTICULAR PURPOSE.

WARNING: Installation and use of this product should be under the supervision and control of properly qualified personnel in order to avoid the risk of injury or death.