




Manual Supplement

Manual Title:	3000 FC Calibration	Supplement Issue:	2
Part Number:	Web-Only	Issue Date:	4/16
Print Date:	July 2014	Page Count:	2
Revision/Date:			

This supplement contains information necessary to ensure the accuracy of the above manual.

Change #1, 210

On page 4, in the **Symbols** table, replace the  and add:

Symbol	Meaning
	Consult user documentation.
	Conforms to relevant Australian EMC standards.
IR	Minimum fuse interrupt rating.

Change #2, 132

On page 9, replace **Display Test** with:

Display Test

1. Push **HOLD** during power up and turn the knob to VAC.
This shows all of the digit locations and their pixels.
2. Turn off the product.
3. Press **HOLD** during power up and turn knob to Continuity.
This turns on all of the pixels and the backlight.
4. If segments of the display are missing, repair is necessary. See “Contact Fluke”.

On pages 12 and 13, replace Table 3 with:

Table 3. Performance Tests












Test (Switch Position)	Range	Input	Lower Limit	Upper Limit
 Volts AC	6.000	5 V 45 Hz	4.947	5.053
		5 V 1 kHz	4.897	5.103
		3 V 45 Hz	2.967	3.033
	60.00	50 V 45 Hz	49.47	50.53
		50 V 1 KHz	48.97	51.03
		30 V 45 Hz	29.67	30.33
	600.0	500 V 45 Hz	494.7	505.3
500 V 1 kHz		489.7	510.3	
1000	1000 V 45 Hz	987	1013	
 Volts AC, Frequency	999.9	1 V 900 Hz	899.0	901.0
	99.99	5 V 50 kHz	49.94	50.06

Table 3. Performance Tests (cont.)

Test (Switch Position)	Range	Input	Lower Limit	Upper Limit
 DC Volts	6.000	.01 V	0.008	0.012
		-5 V	-5.006	-4.994
	60.00	50 V	49.94	50.06
	600.0	10 V	9.8	10.2
		-500 V	-500.6	-499.4
1000	1000 V	997	1003	
 DC Millivolts	600.0	3 mV	2.8	3.2
		500 mV	499.4	500.6
		-500 mV	-500.6	-499.4
 AC Millivolts	600.0	30 mV 60 Hz	29.4	30.6
		500 mV 60 Hz	494.7	505.3
		500 mV 1 kHz	489.7	510.3
 Ohms	600.0	6 Ω	5.8	6.2
		500 Ω	497.3	502.7
	6.000	.6 k Ω	.596	.604
		5 k Ω	4.974	5.026
	60.00	50 k Ω	49.74	50.26
	600.0	500 k Ω	497.4	502.6
	6.000	5 M Ω	4.974	5.026
50.00	50 M Ω	49.22	50.78	
 Capacitance	1000	10 nF	8	12
	1000	900 nF	887	913
	10.00	9 μ F	8.87	9.13
	100	90 μ F	88.7	91.3
	9999	900 μ F	887	913
 Continuity	600	24 Ω	Beeper On	
		251 Ω	Beeper Off	
 Diode	2.000	1.95 V	1.928	1.972
 mA AC	60.00	50 mA 45 Hz	49.22	50.78
	400.00	350 mA 1 kHz	344.4	355.6
 DC Amps	60.00	50 mA	49.72	50.28
	400.0	350 mA	347.9	352.1