

Manual Supplement

Manual Title: 1760 Users
Print Date: June 2006
Revision/Date: 2, 5/10

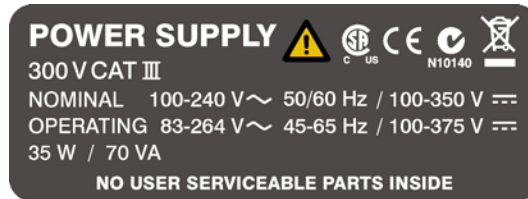
Supplement Issue: **5**
Issue Date: 2/18
Page Count: 5

This supplement contains information necessary to ensure the accuracy of the above manual. This manual is distributed as an electronic manual on the following CD-ROM:

CD Title: 1760
CD Rev. & Date: 5, 7/2010
CD PN: 2583518

Change #1, 57261, 57516

On page 1-7, replace the first figure with:



On page 5-3, under **General Specifications**, replace the Power Supply with:

Power Supply Nominal	100 to 240 V ac, 50/60Hz, 100 to 350Vdc
Power Supply Operating	83 to 264 V ac, 45 to 65 Hz, 100 to 375Vdc, 35W/70 VA

On page 6-5, under **Flexible Current Probes for AC**, replace the Model No. Product No. column with:

Model No. Product No.
TPS FLEX 18-TF-II 4531837
TPS FLEX 24-TF-II 4531843
TPS FLEX 36-TF-II 4531855

On page 6-18, under **General Specification**: add the Measurement head cross section specifications and replace Weight, and Order-number with:

Measurement head cross section: 8 mm (0.3 in)
 Weight: Approx. 0.3 kg (0.66 lb)
 Order-number: 4531837

On page 6-21, under **General Specification**, add the Measurement head cross section specifications and replace Weight, and Order-number with:


Measurement head cross section: 8 mm (0.3 in)
 Weight: Approx. 0.35 kg (0.66 lb)
 Order-number: 4531843

On page 6-25, under **General Characteristics**, add the Measurement head cross section specifications and replace Weight, and Order-number with:

Measurement head cross section: 8 mm (0.3 in)
 Weight: Approx. 0.4 kg (0.88 lb)
 Order-number: 4531855

Change #2, 67378, 67383

On page 1-3, in the **Symbols** table, replace the **CAT II, III, IV** entires with:

	Conforms to relevant South Korean EMC Standards.
CAT II	MEASUREMENT CATEGORY II is applicable to test and measuring circuits connected directly to utilization points (socket outlets and similar points) of the low-voltage MAINS installation.
CAT III	MEASUREMENT CATEGORY III is applicable to test and measuring circuits connected to the distribution part of the building's low-voltage MAINS installation.
CAT IV	MEASUREMENT CATEGORY IV is applicable to test and measuring circuits connected at the source of the building's low-voltage MAINS installation.

On page 1-4, replace Figure 1-1 with:

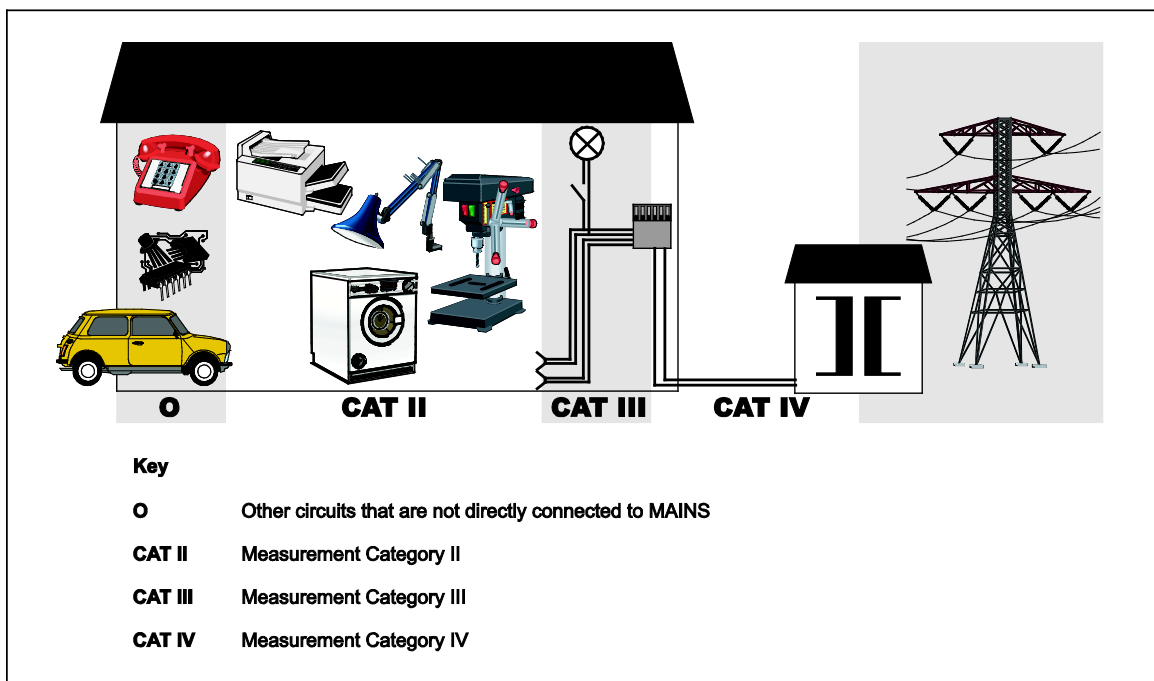


Figure 1-1. CAT

1-1.bmp

Under **Safety Instructions**, remove the first sentence.

On page 1-8, replace Figure 1-3 with:

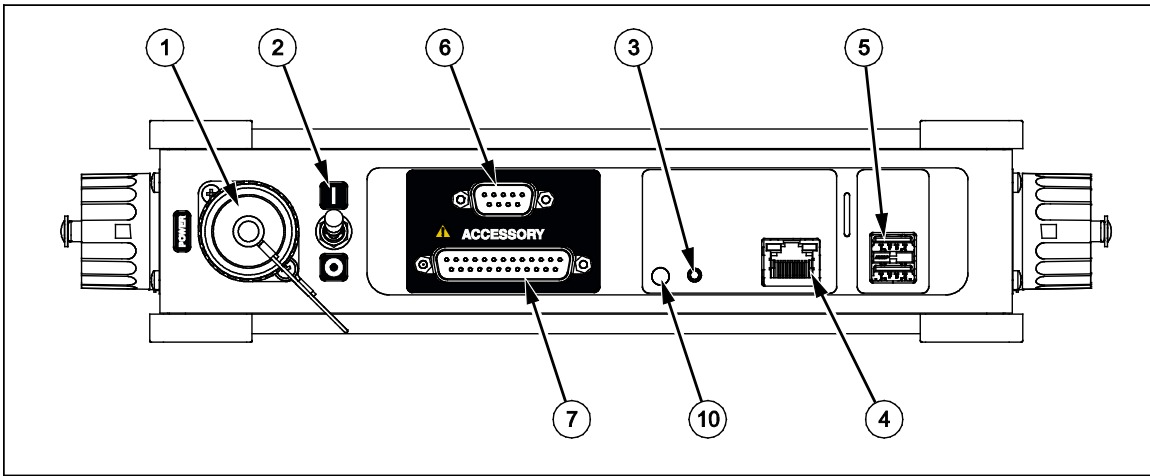


Figure 1-3. Top View

Grafikview.eps

On page 1-9, replace Table 1-2, with:

Item	Description
①	Mains connection
②	Mains switch
③	LED indicators
④	Ethernet connector
⑤	USB connectors
⑥	COM1 – serial port
⑦	Feature connector (GPS, DCF 77, COM2, alarms, etc.)
⑧	Measurement input connectors
⑨	Reset button
⑩	USB LED

On page 1-15, replace the last sentence in ④ Ethernet port with:

For direct connection of the instrument to a PC, use the cross-linked Ethernet cable (do not use the gray plug).

Change: ⑤ USB connectors

To: ⑤, ⑨, ⑩ USB connectors reset button, USB LED.

Under the first bullet, replace the sentence with:

USB LED behavior during the USB copy process.

Under ⑤ 2 USB connectors, replace the Note with:

Note

A USB stick must not be pulled out while the USB LED flashes. This can cause permanent damage to the storage media. Only remove the USB stick while the USB LED is OFF or statically ON. Do not use the USB and data connection at the same time.

Stored data can be erased by holding down the Reset button ⑨ while switching on the instrument. This may be useful if the memory is full and may also resolve connectivity issues.

On page 1-18, remove the first paragraph ⑨ ⑩ Compact Flash Card.

On page 2-4, under **Simple Measurements – Function Check**, replace the first sentence after Connect device with:

Connect your computer and the recorder with the Crossover Ethernet cable (do not use the gray plug).

On page 4-4, under **Replacement of Battery Pack**, replace the 4th bullet with:

- **For replacement of the battery pack, use only the original spare part (PN 3114277).**

On page 5-3, under **General Specifications**, Ambient condition, replace Operating temp. range with:

Operating temperature range.....0 °C to +50 °C, 32 °F to +122 °F (Startup temp ≥5 °C (41 °F)).

On page 5-3, under **General Specifications**, remove the Quality system, Protection, Electrical safety, Environmental, and Emissions/Immunity entries and add:

IP RatingIEC 60529: IP40

Safety.....IEC 61010-1: Overvoltage Category III, Pollution Degree 2
IEC 61010-2-030: As specified by attached accessory.

Electromagnetic EnvironmentIEC 61326-1: Basic

Electromagnetic Compatibility.....Applies to use in Korea only. Class A Equipment (Industrial Broadcasting & Communication Equipment) ^[1]

[1] This product meets requirements for industrial (Class A) electromagnetic wave equipment and the seller or user should take notice of it. This equipment is intended for use in business environments and is not to be used in homes.

Radio Frequency EmissionsIEC CISPR 11: Group 1, Class A.

Group 1 have intentionally generated and/or use conductively coupled radio-frequency energy which is necessary for the internal functioning of the equipment itself.

Class A equipment is suitable for use in non-domestic locations and/or directly connected to a low-voltage power supply network.

On page 5-5, replace Flicker with:

Flicker	As per IEC 61000-4-15:2010 10 min (PSt), 2 h (Plt)
---------	---

On pages 6-7, 6-11, 6-15, 6-18, 6-22 and 6-25 replace the *Safety Standards* with:

- IEC 61010-1: Pollution Degree 2
- IEC 61010-031
- IEC 61010-2-032: 300 V CAT IV

Change #3, 558

On page 6-4, in the first table, replace footnotes 2 and 3 with:

- ² sensor + basic unit 0.1 % of $U_{din} = 230\text{ V P-N}$ in accordance with IEC61000-4-30 Class A
- for values <10 % and >150 % of U_{din} 0.15 % of rdg $\pm 0.48\text{ V}$
- ³ sensor + basic unit 0.1 % of $U_{din} = 480\text{ V}$ and 600 V P-N in accordance with IEC61000-4-30 Class A
- for values <10 % and >150 % of U_{din} 0.15 % of rdg $\pm 0.8\text{ V}$